


OCTOBER



FIRST GRADE

OPINION NARRATIVE CREATIVE RESEARCH

WRITING

INSTRUCTIONAL COMPARISON EDITING



First-Grade Writing Prompts October Pack

EdZonePublishing.com

Full Copyright Edzone Publishing LLC

Images & Fonts Full Copyright: [Bunny on a Cloud](#), [Kari Bolt](#), [Little Red](#), [Mrs Renz Class](#), [Hidesy's Clipart](#).

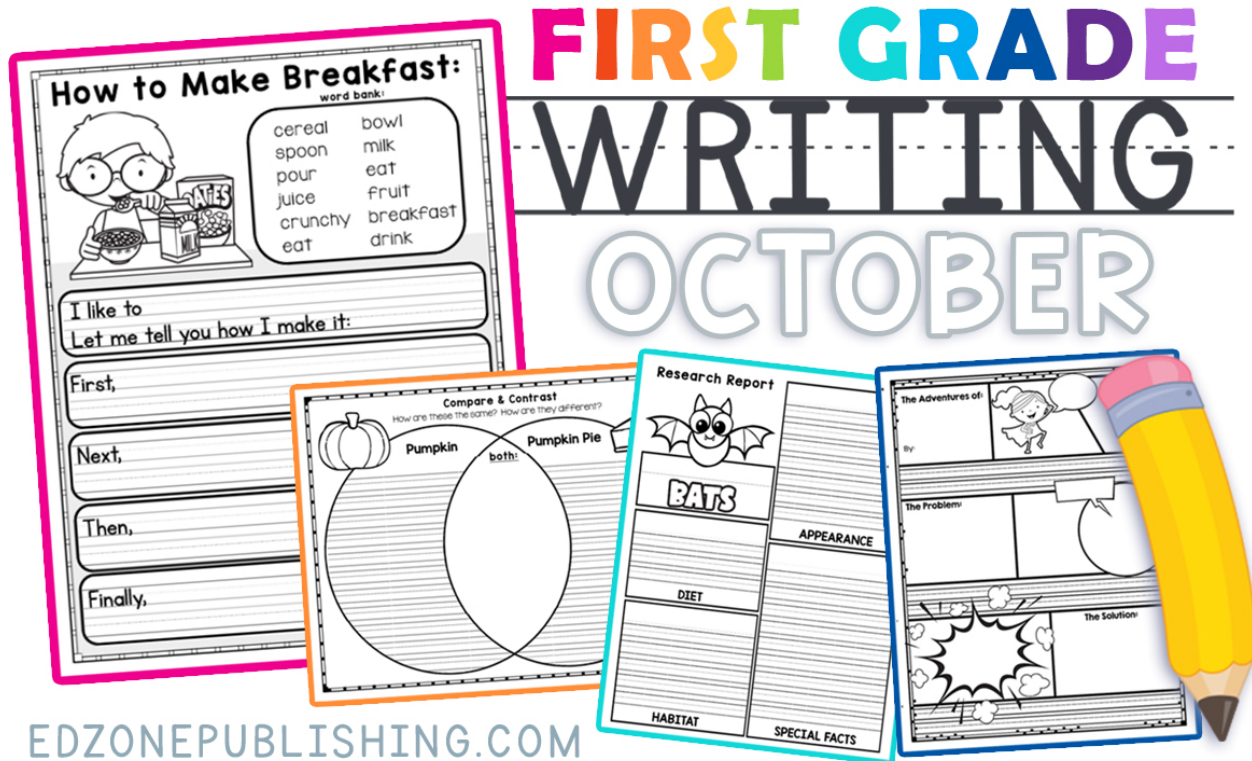
Contents of this download are not to be stored in any sort of file sharing system or printed in mass quantity. **Piracy Copyright Laws Apply.** Do not link directly to this PDF file or in any manner present this file as your own digital content. Images hold full copyright and are not to be manipulated or altered in any way. You may not distribute this file in digital or physical format. This digital file, or the printed variation, is not to be sold or given away freely in any manner, including selling or giving away as a preassembled version of the product. This file is for your own personal home school, classroom, or educational use only. Please ensure you have purchased the proper licensing for classroom use.

For all copyright questions, please contact EdZone Publishing: support@edzonepublishing.com

Visit our [Shop](#) for more Hands-On Learning:

KINDER BUNDLE





First-Grade Writing Prompts October Pack

REQUIRED MATERIALS:

- Printed worksheet
- Pencil
- Scissors (for the Animal Research Fact Flipper and Layer Book)
- Stapler (for the Animal Research Fact Flipper and Layer Book)
- One dice per small group of students (for the Roll-A-Story)

What's Included:

This pack includes 20 engaging writing worksheets (approximately one for each school day of the month) intended as daily writing exercises. These sheets are a fun way to teach opinion, informative, narrative, and creative writing to students, taking them through the steps of writing, including pre-writing, writing, revising, editing, and publishing.

How to Use:

Following the October calendar on the next page, review the daily worksheet with students. All of the worksheets are self-explanatory, but it's helpful to make sure the students understand what is expected. Do this for each school day, Monday through Thursday. On Fridays, allow students to choose their favorite writing prompt of the week to revise, edit, and publish on the final draft worksheet provided.

NOTE: The Animal Research Fact Flipper and the Animal Research Layer Book are designed to be cut out, stacked, and stapled.

OCTOBER

OPINION	INFORMATIVE	NARRATIVE	CREATIVE	PUBLISHING
Monday	Tuesday	Wednesday	Thursday	Friday
Opinion	How to....	Nonfiction Narrative	Character Map	Final Draft
Small Pumpkin vs. Large Pumpkin	Make Breakfast	My Best Friend	Character Beast	Pumpkin
Opinion	Animal Research Fact Flipper	IF Narrative	Fairy Tale Finish	Final Draft
Bat vs. Spider	Bat	If I had a million dollars	Fantastic Fairy Tales Beast	Bats
Opinion	Animal Research Layer Book	Then vs. Now Narrative	Comic Adventures	Final Draft
Candy Bowl vs. Candy Apples	Spider	Telephone	Comic Girl 1	Pumpkin
Opinion	Comparison Venn	Adventure Narrative	Roll-A-Story	Final Draft
Funny Costume vs. Scary Costume	Compare and Contrast Pumpkin and Pumpkin Pie	My Park Adventure	Roll-A-Story Forest Animals	Magical Creatures



small pumpkin

^{'s}
Opinion



large pumpkin

Would you rather carve a small pumpkin or a large pumpkin?

I prefer...

To start with, ...


Additionally, ...

Most importantly, ...

As you can see, ...

How to Make Breakfast:

word bank:



cereal

bowl

spoon

milk

pour

eat

juice

fruit

crunchy

breakfast

eat

drink

I like to

Let me tell you how I make it.


First,

Next,

Then,

Finally,

My Best Friend



word bank:

playful friendly
silly honest
warm kind
funny loud
brave neat
chatty polite

I enjoy having fun with my best friend! This is how we spend our time together.

Usually, we

Sometimes, we

Often, we

As you can see,

Special Skills:

- _____
- _____

Feelings & Hopes:

- _____
- _____

Physical Description:


- _____
- _____
- _____
- _____
- _____

Character Qualities:

- _____
- _____
- _____
- _____
- _____

Character Faults:


- _____
- _____




Character Name:

Character Motto:


“ _____ ”



A large rectangular frame with a decorative border of vertical lines. The interior of the frame is divided into horizontal lines, creating a series of blank writing lines. The frame is designed for a child to write a story or message.



^{'s}
Opinion



Would you rather find a bat or a spider in your house?

I would rather...


To begin with, ...

For example, ...

Finally, ...

As you can see, ...

Research Report



BATS

APPEARANCE

DIET

HABITAT

SPECIAL FACTS

If...

If I had a million dollars!



nouns:

dollars coins money
cash wallet change

verbs:

pay give donate
purchase save

adjectives:

green heavy
gold silver copper
valuable helpful
rich jingle wealthy


If I were given one million dollars,

Handwriting practice lines consisting of multiple sets of three horizontal lines (top, middle, bottom) with a dashed midline for letter height guidance.

FANTASTIC FAIRY TALES

By:

Once upon a time...



Who is the story about? What are they like?

Once upon a time,


What was the problem? How did they feel about it?

What was the solution? Who solved the issue?

...and they lived happily ever after!




A large rectangular area for writing, enclosed by a decorative border of small circles. The writing area is divided into ten horizontal lines, providing space for text.



candy bowl

^{'s}
Opinion



**candy
apples**

Would you rather have a bowl of candy or candy apples?

Personally, I would like...

Handwriting practice lines consisting of a solid top line, a dashed middle line, and a solid bottom line.

To begin with, ...

Handwriting practice lines consisting of a solid top line, a dashed middle line, and a solid bottom line.

Second of all, ...

Handwriting practice lines consisting of a solid top line, a dashed middle line, and a solid bottom line.

Not to mention,

Handwriting practice lines consisting of a solid top line, a dashed middle line, and a solid bottom line.

If you ask me, ...

Handwriting practice lines consisting of a solid top line, a dashed middle line, and a solid bottom line.

What do they look like?

Where do they live?



What do they eat?

Special Features:


All About

SPIDERS




Telephone

THEN:



VS.

NOW:



cord wall plug
ring dial numbers

battery wireless
call voicemail smart

Times sure have changed with

In the past,

Now,

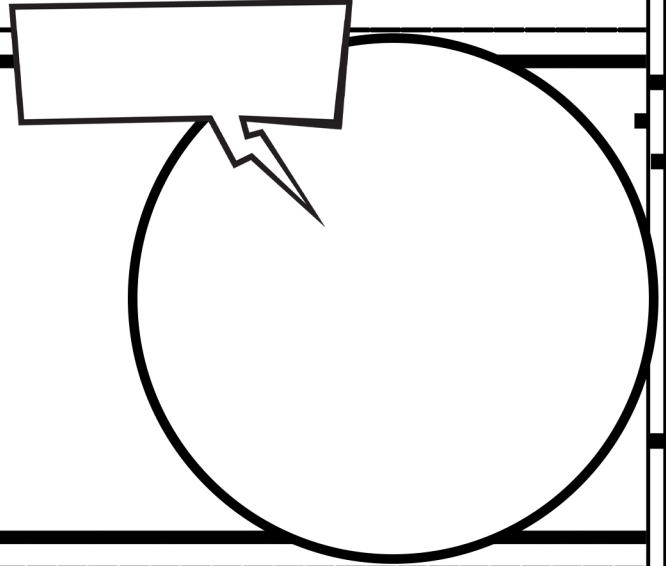
The Adventures of:

By:





Special Skills:

The Problem:



The Solution:





A large rectangular area with a grid border, containing ten horizontal lines for writing.



**funny
costume**

's
Opinion



**scary
costume**



Would you rather dress up in a funny or a scary costume?

I would rather...

Four sets of handwriting lines (top solid, middle dashed, bottom solid).

To begin with, ...

Two sets of handwriting lines (top solid, middle dashed, bottom solid).

Second of all, ...

Two sets of handwriting lines (top solid, middle dashed, bottom solid).

Not to mention,

Two sets of handwriting lines (top solid, middle dashed, bottom solid).

If you ask me, ...

Two sets of handwriting lines (top solid, middle dashed, bottom solid).

Compare & Contrast

How are these the same? How are they different?



Pumpkin





Pumpkin Pie

both:

A large Venn diagram consisting of two overlapping circles. The interior of both circles is filled with horizontal lines for writing. The central overlapping area is also filled with horizontal lines. The entire worksheet is enclosed in a decorative border with a repeating square pattern.

My Park Adventure:

Imagine you could fly like a bird in the park!



Where would you go and why?

Handwriting practice lines consisting of a solid top line, a dashed middle line, and a solid bottom line, providing space for the student to write their answer to the first question.

Who would go with you? -or- What and who would you see there?

Handwriting practice lines consisting of a solid top line, a dashed middle line, and a solid bottom line, providing space for the student to write their answer to the second question.

What would you do while you were there?

Handwriting practice lines consisting of a solid top line, a dashed middle line, and a solid bottom line, providing space for the student to write their answer to the third question.

When would you return?

Handwriting practice lines consisting of a solid top line, a dashed middle line, and a solid bottom line, providing space for the student to write their answer to the fourth question.

ROLL -A- STORY

Roll the die to find your main character:

Roll again to find the setting of your story:

Do one final roll to discover the problem:



TIME TO WRITE:



skunk

candy shop

hungry



fox

forest

grumpy



bear

old house

fire



owl

park

hurt leg



rabbit

zoo

explosion



snake


moon

lost

Who is the story about? What are they like? Where are they?

What events lead to the problem?

What events lead to a solution?



A large rectangular area with a hatched border, containing ten horizontal lines for writing.