

SUPER Activity Pack SEQUENCE



PK-1st
Fun Science
Sequencing
Activity Pack





Thanks for downloading!

Copyright 2013 Valerie Hart Shintick

www.PreschoolMom.com

Permission to print for single family use only.

No mass distribution, please read our [Full Terms of Use](#).

made Full Copyright

[Tri Originals](#) [Hidesy's Clipart](#) [Ramona M Graphics](#)


[Kari Bolt](#) [Little Red's Clipart](#) [Pink Cat Studio](#)

[Zoo and Dejah Designs](#) [Pink N' Little Things](#)


Fonts licensed through [Simply Les Stein Fonts](#) & Fonts Teachers

Cover Image Full Copyright PreschoolMom.com 123rf/[scanrail](#) & Mighty Island

Visit our [eStore](#) for more!



Butterfly Stages



Color the butterfly
with vivid colors!

Fourth, it is
Butterfly!

SAMPLE

1

First, it is a tiny
egg on a leaf.

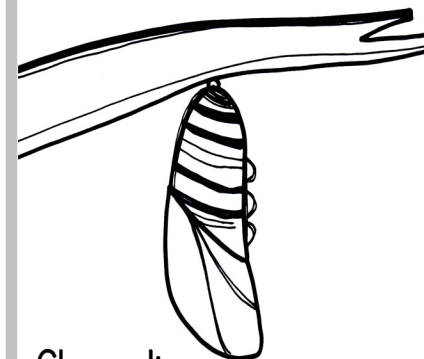
2

Second, it is a
hungry caterpillar.

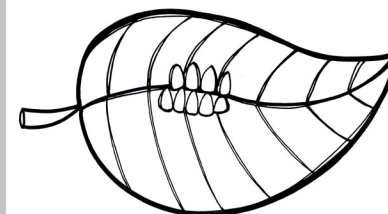
3

Third, it turns itself
into a chrysalis.


Cut and paste in the correct order



Chrysalis




Eggs



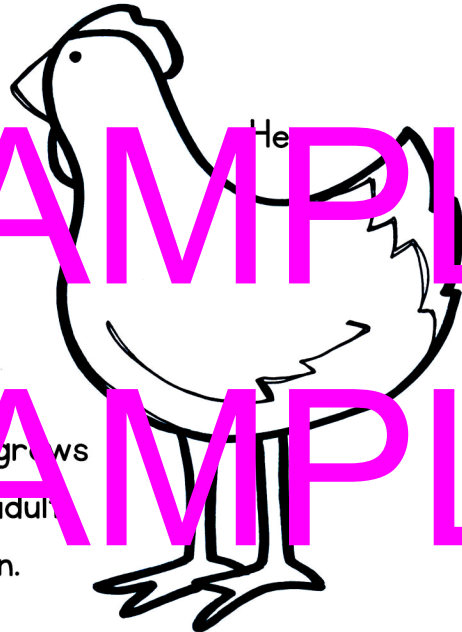
Caterpillar

Chicken Stages

Rooster



Hen




The chick grows
up to an adult
chicken.

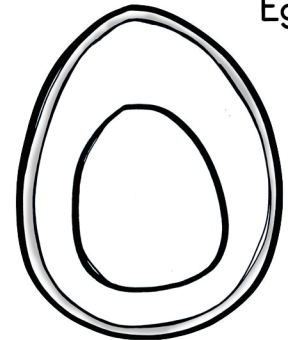


Cut and paste in the correct order


Embryo



Egg



Chick



1

First, a chicken
lays an egg.

2


Second, a chick
begins to grow.

3

Third, the chick
hatches from the egg.

Bean Sprout

Try this at home!



What do plants need to grow?

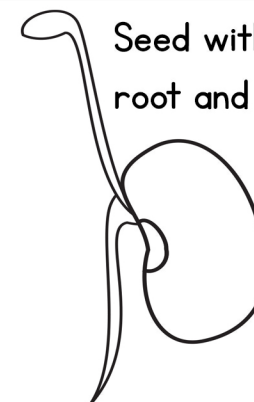
soil
water
sun



Cut and paste in the correct order



Seed



Seed with
root and stalk.



Seed with
root.

1

First, it is a seed.

2

Second, a root
begins to grow down.

3

Third, a stalk
begins to grown up.

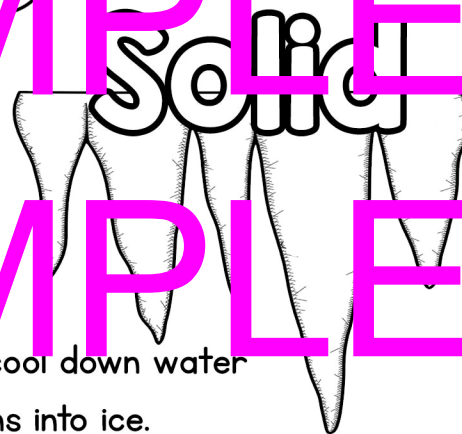
States of Water



When you heat up water
it turns into steam.



Liquid



Solid

When you cool down water
it turns into ice.

SAMPLE

1

First, it is cold
blocks of ice.


2

Second, it begins to
warm up and melt.

3

Third, it is a puddle
of water.


Cut and paste in the correct order



Melting ice



Water




Ice

Stages of Life



Elderly



Older Adult

Do you know
people who are
in each of these
stages of life?



1

First, she is a child.

2

Second, she is a
teenager.

3

Third, she is an adult.

Cut and paste in the correct order

Child



Teenager



Adult



Sequence & Write

Place your cards in the proper order here:

First

Next

Last

SAMPLE

Write about each picture below:

First,

SAMPLE

Next,

SAMPLE

Last,

Sequence & Write

Place your cards in the proper order here:

First

Second

Third

SAMPLE

Write about each picture below:

First,

SAMPLE

Second,

SAMPLE

Third,

FIRST

SECOND

THIRD

SAMPLE






SAMPLE

SAMPLE

Sequencing Cards

Print on cardstock or laminate.






Cut out and use with Sequencing Mat



Sequencing Cards

Print on cardstock or laminate.

Cut out and use with Sequencing Mat



1

2

3

Sequencing Cards

Print on cardstock or laminate.

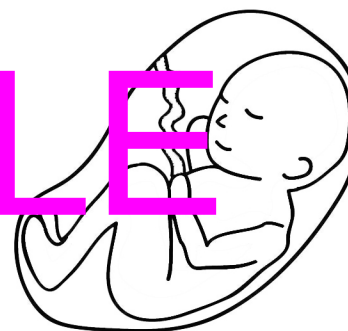


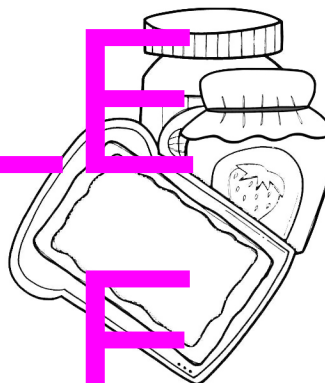


Cut out and use with Sequencing Mat




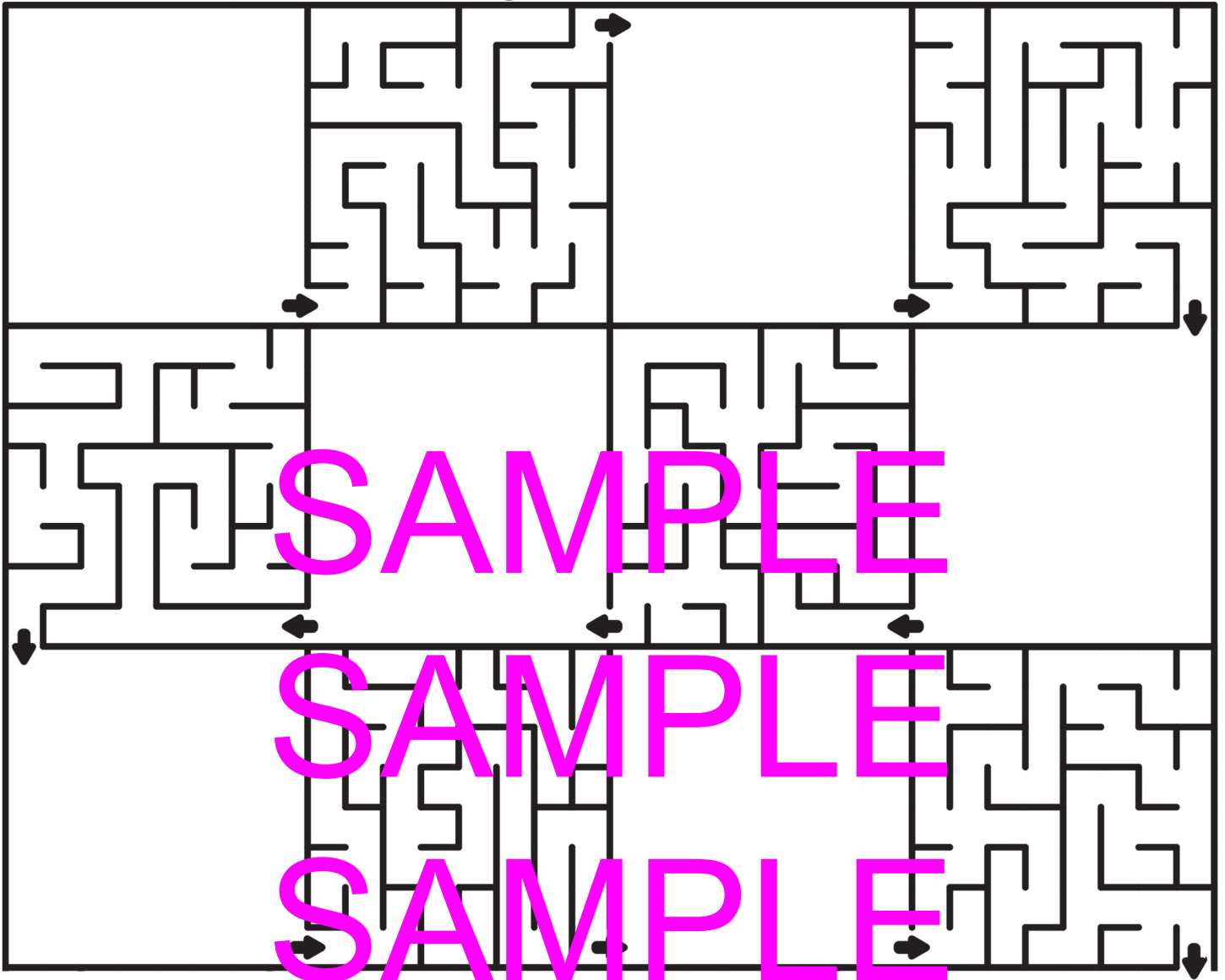
Sequencing Cards

Print on cardstock or laminate.

Cut out and use with Sequencing Mat




Frog Sequence Maze



Cut out each sequence square.

Paste the squares into the correct sequence above.

Solve the maze!



Spider Sequence Maze

