

SHAPES

Shape of
the Week
Program

Hands-On
FUN!

10 Weeks
4 Days/Week

Preschool
Mom





Shape of the Week Program

www.PreschoolMom.com

Full Copyright [Valerie McClintick LLC.](#)


Not to be stored in any file sharing database or group for any reason.


Not to be printed in mass quantity.

Images © [Smarts Arts for Kids](#), [Hidsey's Clipart](#), [Kari Bolt Clipart](#), [Ramona M. Graphics](#), [Marcelle's KG Zone](#), [Little Red's Clipart](#), [Zip a Dee Doo Dah Designs](#), [Dancing Crayon Designs](#), [TriOriginals](#), [35Corks Art Studio](#)

Cover Image and Logo © 123rf/ deskcube / 26057146 / ponсуwan Kenny977/Dreamstime.com

Shop our [eStore](#) for more Teaching Resources:

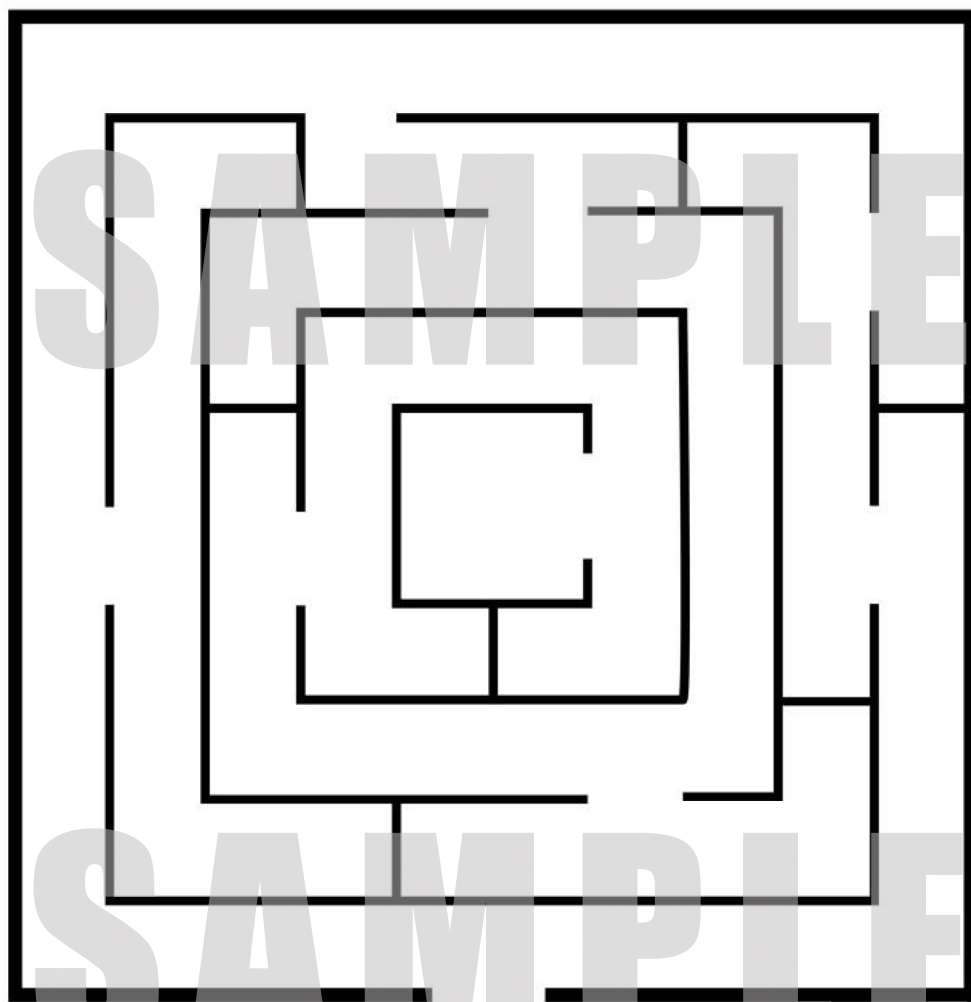





Circle

Circles have 1 side.
Circles have 0 corners.

SQUARE



Shape Symmetry:




Shape Dot-to-Dot

1⁵
○

●4


2●

●3



Find and color all of the triangles in the picture.
 Draw how many you found below:



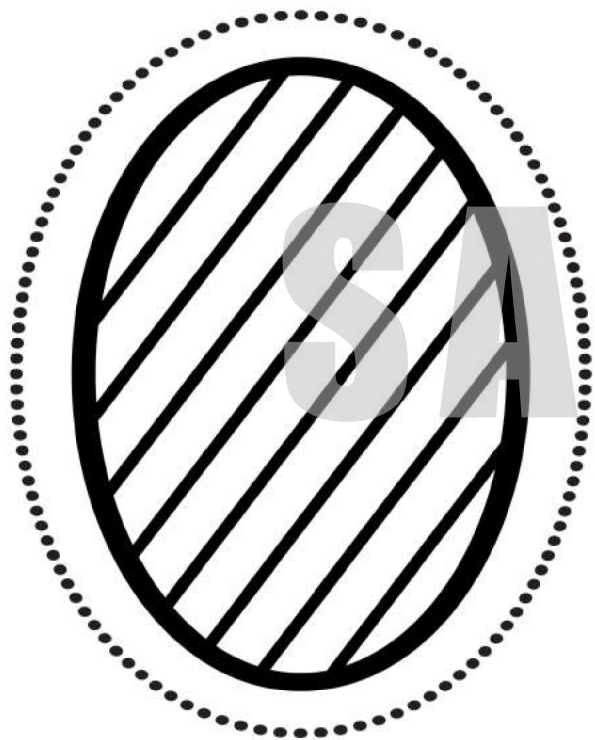
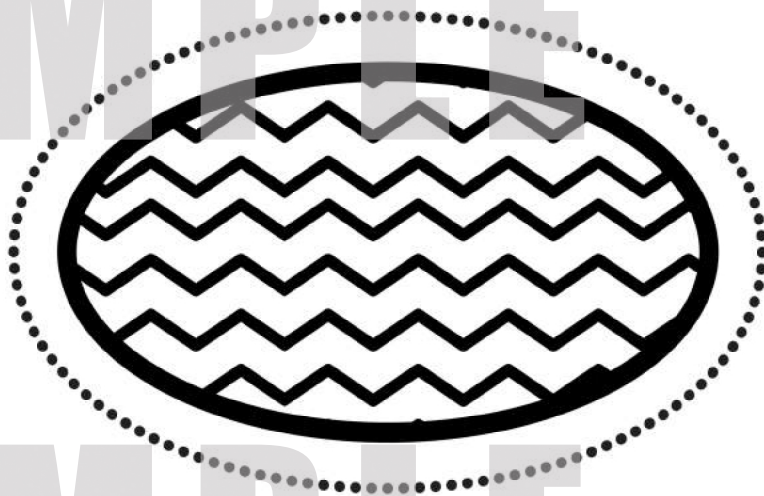





Color and cut out the ovals.

Paste onto a piece of construction paper.


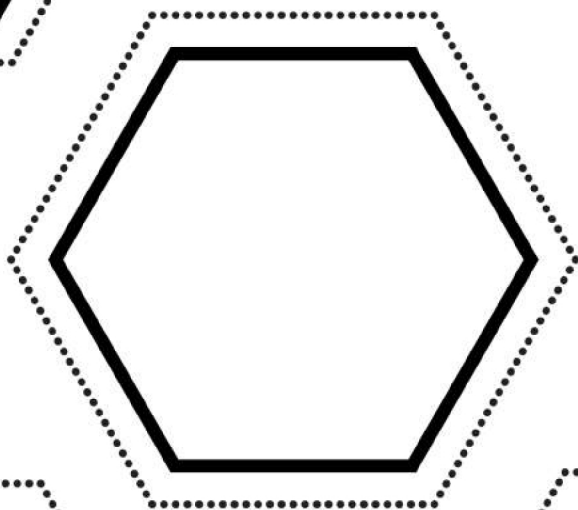

Draw vines to make a watermelon patch.






Color and cut out the hexagons.

Paste onto a piece of construction paper so that they fit together like a bee hive.



Shape Sorting Cards



SAMPLE



SAMPLE

SAMPLE		