



# NUMBER

SAMPLE of the Week Program

6 7 1 4 10  
2 8 9 3 7  
5



PRESCHOOL MOM

30-WEEKS

4-DAYS/WEEK



# What Our Customers are Saying...



.....

We like it! **I wouldn't change a thing.** If you have a preschooler of different ages this is great too. It have something for my 4 year old and my 2 year old. I as a parent particularly love the bright colorful number of the week printout that I can display for the week. It makes it so easy when they don't know the number to say "Ok go count the black dots" and see them discover what the number is.

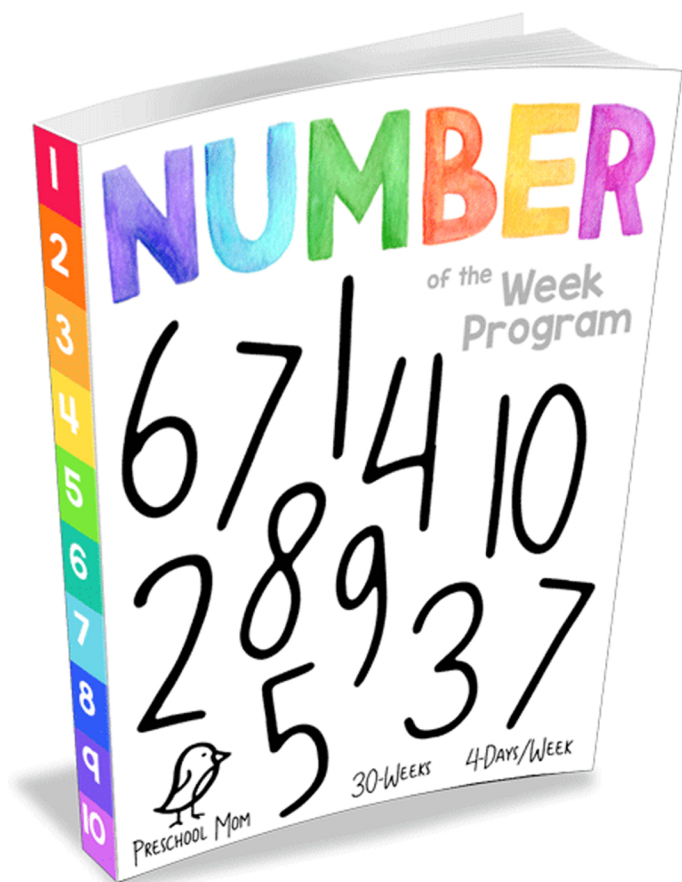
-Bonnie



.....

Beautiful and exciting for learners age 3-6 years old. **Children love ,I love it myself.** The program itself its easy to manage its coloful and it attracts them as well.

-Thembeke





Shape of the Week Program

[www.PreschoolMom.com](http://www.PreschoolMom.com)

Full Copyright [Valerie McClintick LLC.](#)


**Not to be stored in any file sharing database or group for any reason.**

**Not to be printed in mass quantity.**

Images © [Smarts Arts for Kids](#), [Hidsey's Clipart](#), [Kari Bolt Clipart](#), [Ramona M. Graphics](#), [Marcelle's KG Zone](#), [Little Red's Clipart](#), [Zip a Dee Doo Dah Designs](#), [Dancing Crayon Designs](#), [TriOriginals](#), [35Corks Art Studio](#)

Cover Image and Logo © 123rf/ deskcube / 26057146 / ponсуwan Kenny977/Dreamstime.com

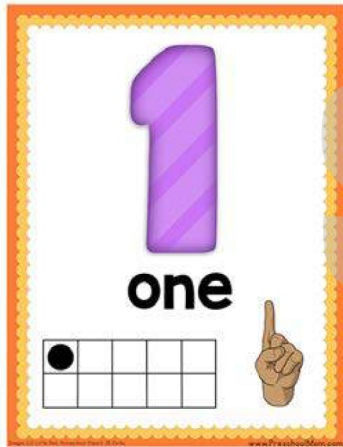
Shop our [eStore](#) for more Teaching Resources:





# Number of the Week Overview:

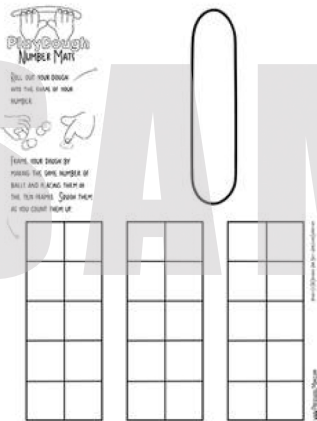
Number of the week is a 30-week program that covers 4 days/week. This no-prep, print-&-go set gives students number themed activities for each day. Number of the week coordinates perfectly with our Letter of the Week program, however it can be used independently as well. (Number 0 is also included as an option, which would make the curriculum span 31-weeks)



## Monday:


**Number Chart:** Introduce students to the number of the week with a colorful chart that features a ten frame and ASL hand signs.

**Number Mat:** Students can use playdough to form and frame the number. Practice making the hand signs.




## Tuesday:

**Number Handwriting:** Students work on early handwriting skills as they practice writing the number as the text size slowly gets smaller. A drawing prompt encourages students to draw and count. Practice making ASL hand signs.




## Wednesday

**Number Maze:** Students dab their way through the number maze. Markers or stickers can be used in place of bingo daubers. Encourage students to say the number aloud each time they dab. Practice making ASL hand signs.

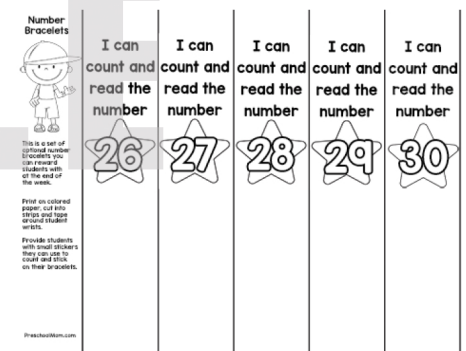


## Thursday:

**Number Activity Page:** Students complete a variety of tasks and color in a star for each activity they finish. This activity page includes hands on prompts such as; build a tower, clap and count.... etc. Practice making ASL hand signs.



## Optional Reward Bracelets in Appendix



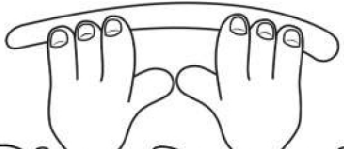




SAMPLE


one







# PlayDough NUMBER MATS

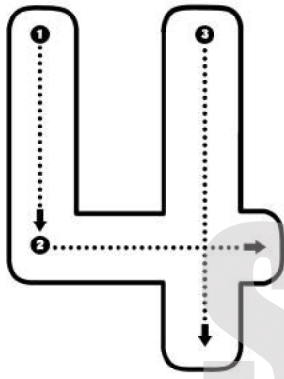
ROLL OUT YOUR DOUGH  
INTO THE SHAPE OF YOUR  
NUMBER:



FRAME YOUR DOUGH BY  
MAKING THE SAME NUMBER OF  
BALLS AND PLACING THEM IN  
THE TEN FRAMES. SQUISH THEM  
AS YOU COUNT THEM UP.

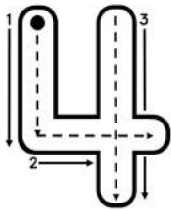








four

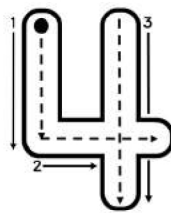
DRAW YOUR NUMBER:



GO SLOW



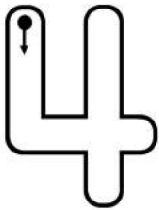
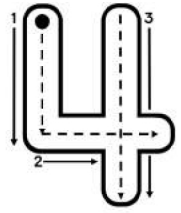
& CHECK



GO SLOW



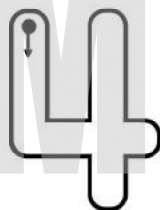
& CHECK



GO SLOW



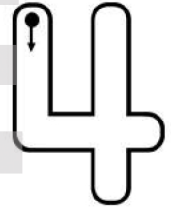
& CHECK



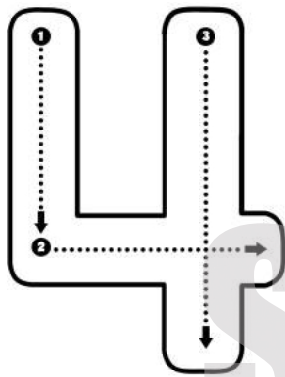
GO SLOW



& CHECK

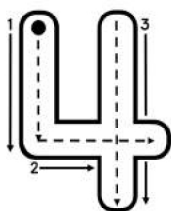






four

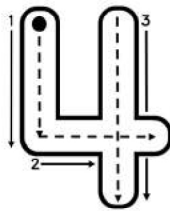
DRAW YOUR NUMBER:



GO SLOW



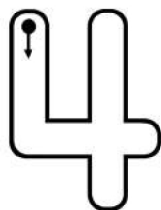
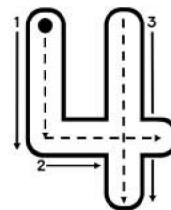
& CHECK



GO SLOW



& CHECK



GO SLOW



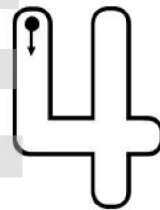
& CHECK



GO SLOW



& CHECK



D  
A  
B  
T  
O  
F  
O  
L  
L  
O  
W  
Y  
O  
U  
R  
N  
U  
M  
B  
E  
R



5

6

6

6

5

4

6

0

6

2

6

8

7

6

6

6

8

6

3

2

5

2

3

5

6

5

11

5

5

6

6

6

5

10

8

5

6

5

10

5

9

6

6

6

9

7

5

7

6

11

4

8

4

5

5

6

6

6

6

6

6

5

8

10

7

9

0

6





8

IS THE  
NUMBER OF  
THE WEEK


Name: .....

CAN DO MANY THINGS WITH THIS NUMBER....

I can draw 8 houses:



I can cross out 8 hamburgers:

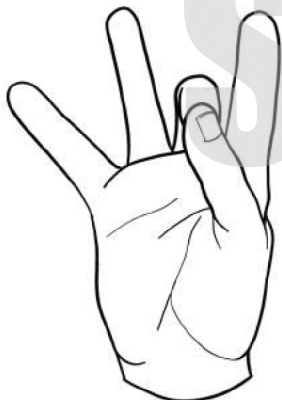



I can write the number word:



eight

I can build a tower  
with eight blocks:



I can sign  
the number 8.



I can count and clap to 8.