


Easter

K-5



80+ pages of
reproducible activities



Activity Pack



Thanks for downloading!

Copyright 2015 Valerie McClintick

www.BibleStoryPrintables.com

Permission to print for single family or single classroom.

No mass distribution, please read our [Full Terms of Use](#).

Images Full Copyright

[Kate Hatfield Designs](#)

[Pink Cat Studio](#)

[Hidesy's Clipart](#)

[Kari Bolt Clipart](#)

Fonts licensed through [Kimberly Geswein Fonts](#) & Fonts 4 Teachers

Cover Logo Full Copyright BibleStoryPrintables.com & Mighty Island

Visit our [eStore](#) for more printable workbooks.



Easter Activity Pack

Games:

- Journey Through Easter Game (Single Page or Double Page)
- He is Risen Easter Basket Game
- Easter Bingo 4 in a Row (4 small game boards)

Crafts:


- Easter Story Wheel
- Easter Story Resurrection Eggs
- Easter Story Craft Eggs Fancy (Color & BW)
- Easter Story Craft Eggs Simple (Color & BW)
- Empty Tomb Cut & Paste Craft
- Easter Cross Art Project
- Easter Crown Project

Activity Pages:

- Easter Maze
- He is Risen Maze
- Happy Easter Maze
- He is Risen Coloring Page
- Easter Crossword
- Easter Scramble
- Easter Word Find
- Easter Story Egg Coloring Pages

Christmas Copywork Pages:

- Easter Story Copywork & Coloring
- Easter Story Copywork & Coloring Cursive
- Easter Story Copywork & Coloring Blank



An Easter Journey Instructions:

Needed: One Die, Game Marker for each player.

Game Play: On your turn roll the die and make your way through the game. You'll pass through many obstacles, meet the characters and symbols of the Easter story and if you're the first one to see the Lord risen you'll win the game.



Easter Story Game Instructions:


Needed: One Die, Game Marker for each player, Easter Basket for each player, and pennies or small papers to cover the eggs.

Game Play: All players start on the cross.

On your turn roll the die and move your marker in either direction. If you land on an Easter Story Item you can cover that item in your Easter Basket and it's the next players turn.

The goal is to get all your characters covered. First one to fill their basket wins!





Easter Story Eggs

Step 4: Cut out


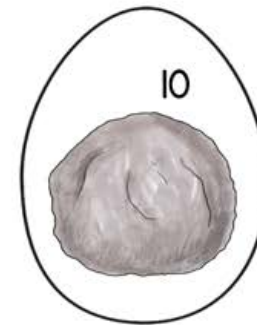
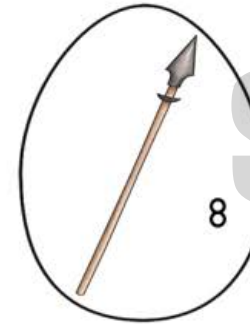
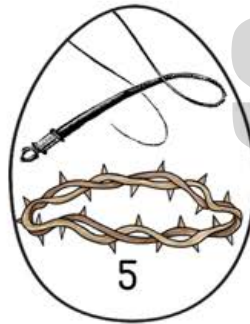
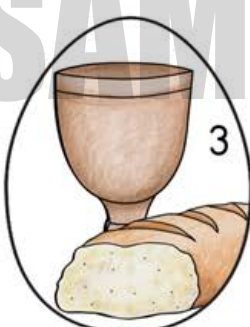
Step 5: Glue to top of egg carton.

Step 6: Retell the Easter Story

Step 1: Cut out.

Step 2: Put inside plastic eggs.

Step 3: Place eggs inside of empty egg carton.



Easter Story Eggs

1 Donkey & Palm Branch

(Matthew 21:8-9a)

2 30 Pieces of Silver

(Matthew 26:14-16)

3 Cup & Bread

(Matthew 26:26-28)

4 Garden Prayer

(Matthew 26:36 & 39)

5 Whip & Crown

(Matthew 27:26, 28, 29)

6 Casting Lots (dice)

(Matthew 27:35-37)

7 Cross & Nails

(Matthew 27:31 & 38)

8 Spear

(John 19:30, 34, 36)

9 Linen Cloth

(Matthew 27:59-60)

10 Tomb & Stone


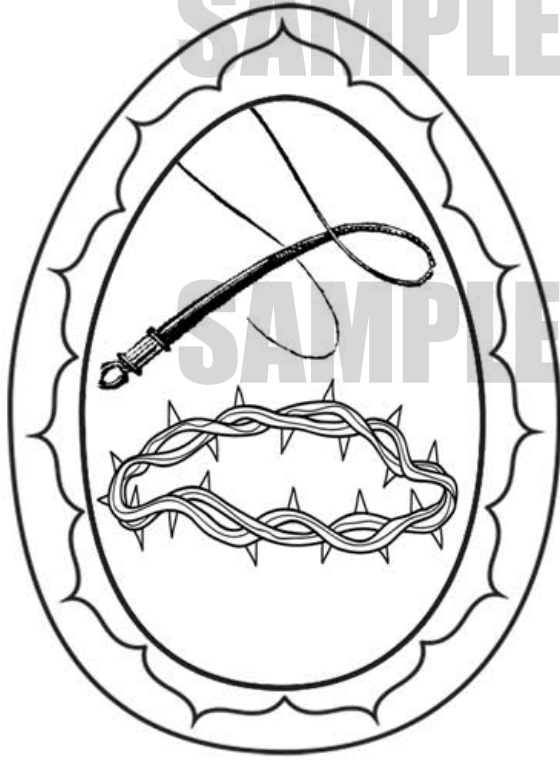
(Matthew 28:1-3 & 5-7)

11 Jesus is Risen

(Matthew 28:16-18)

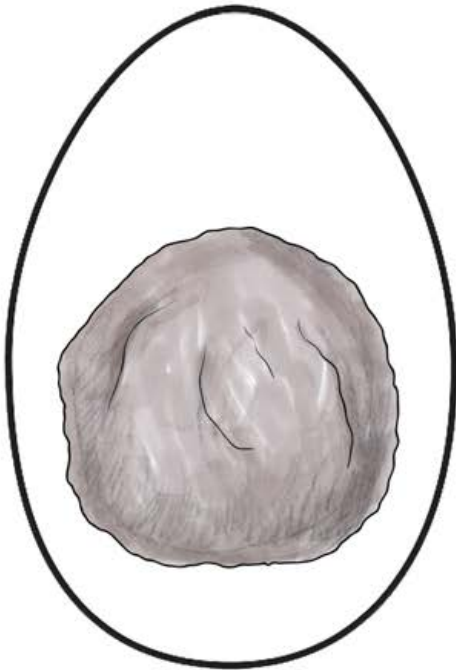
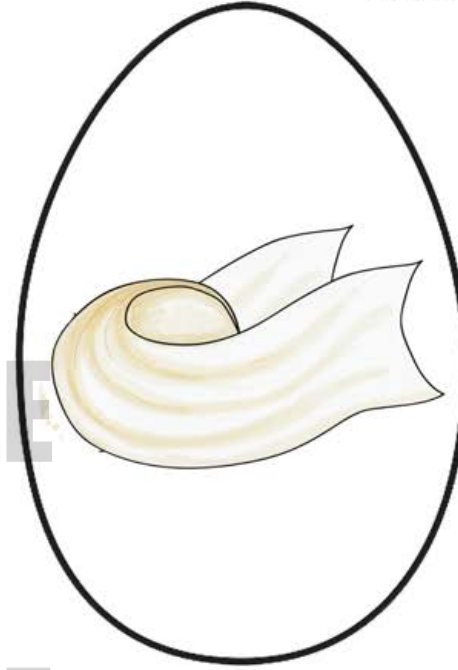


12 Baptize Nations (dove)

(Matthew 28:19-20)



Easter Story Eggs Set I

The Easter Story






Empty Tomb Easter Craft

Step 1: Color.

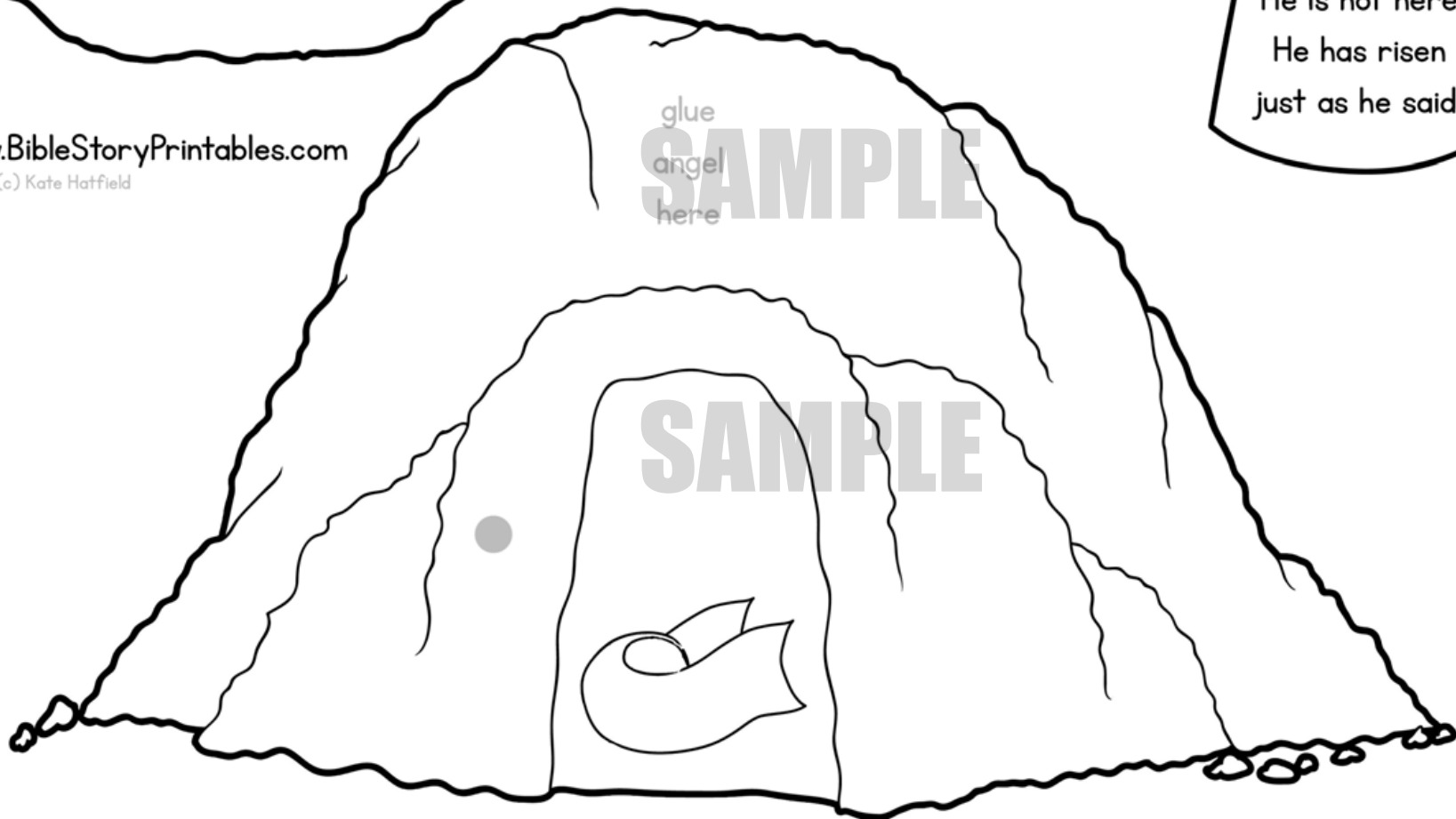
Step 2: Cut out.

Step 3: Glue angel to tomb.

Step 4: Use brad to affix
stone to tomb.




www.BibleStoryPrintables.com
Images (c) Kate Hatfield



He is Risen

Word Search



C F X E S H G R O D Y R N D J C
Z G L D R Y N R M L Q E J N A Q
R A P L Z O E M S J S O P O E H
S W L C U F G E I I W A E O A K A E
C Y O T G Q U C R J L E J R Q I W H
R A K E W L H W B M B V N P E S K Z
U U S E O U O V B B F R E R Y I C X
C J R T D G X R C R B E L R L M G E
I U O G I B A V S P E A R I E Z C J
F O A N S N W R G T W A N L C Q P J
I I K T C I G O D T O E D X P V U U
E Q D H I G G L L E N N Z M P J W U
D T U O P S A P O C N S E U P R G W
G Q N R L W I B L T K D A W I K T Y
S B E N E W I O S A S U Y Z N B D D
T N U S S O T Q S I O A H I F J W P
V F A O N H Y Y K F Q A H T Y Q O F
J Q Y R S O Y N V Q K I Z P H B A H



Find and Circle These Words:

Bread, Casting Lots, Crucified, Disciples, Garden, Linen Cloth, Palm Branch, Risen, Silver, Spear, Stone, Thorns

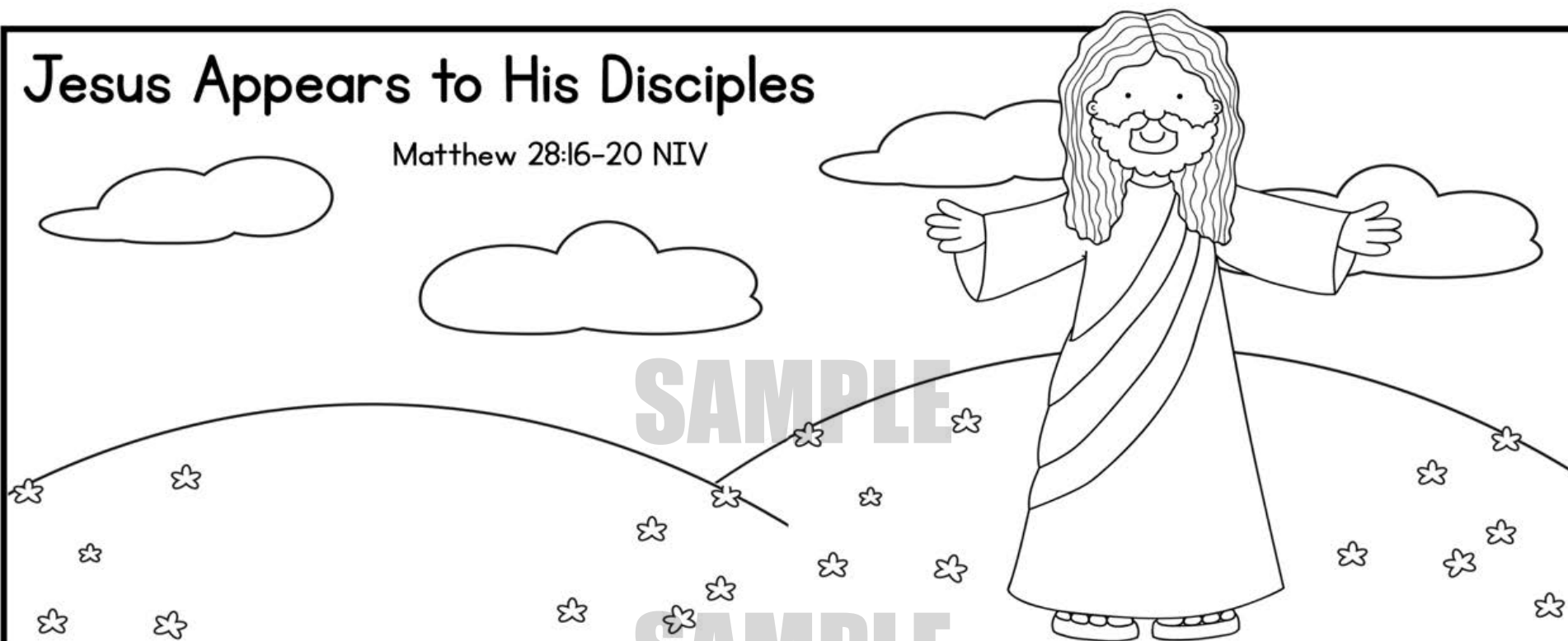


Bible Verse:

Matthew 21:8-9

Jesus Appears to His Disciples

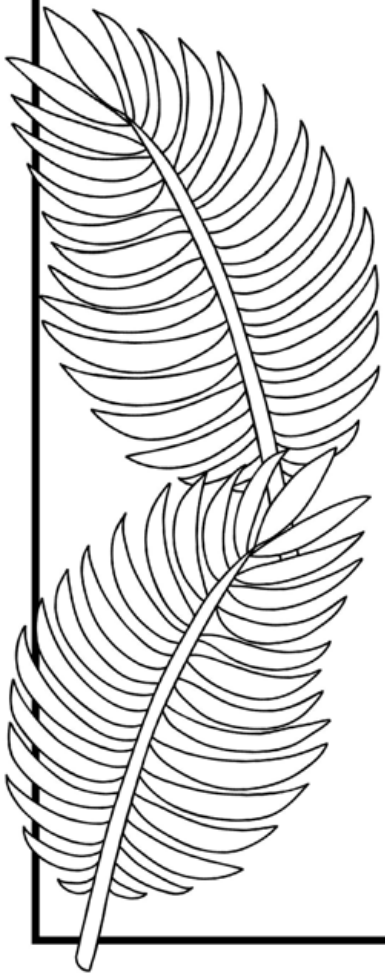

Matthew 28:16-20 NIV



Therefore go and make disciples of all nations,
baptizing them in the name of the Father and
of the Son and of the Holy Spirit, and teaching
them to obey everything I have commanded
you. And surely I am with you always, to the
very end of the age."

Jesus' Triumphant Entry

Matthew 21:8-9a
NIV



SAMPLE

SAMPLE

SAMPLE