


FIRST GRADE

Science, Math, Art, Reading, Writing, Calendar, Geography

MORNING

WORK

SMART START



First Grade Smart Start Morning Work Name _____

1 What is the date today?
☐ Sunday ☐ Monday ☐ Tuesday ☐ Wednesday ☐ Thursday ☐ Friday ☐ Saturday
September _____, 20____

2 Write the middle sound for each picture.

3 Finish the path.

4 Read and answer the word problem. Draw or write your answer.

First-Grade Smart Start Morning Work Name _____

1 What is the date today?
☐ Sunday ☐ Monday ☐ Tuesday ☐ Wednesday ☐ Thursday ☐ Friday ☐ Saturday
September _____, 20____

2 Say the words and count the syllables. Color in the number of syllables.

1 2 3 1 2 3

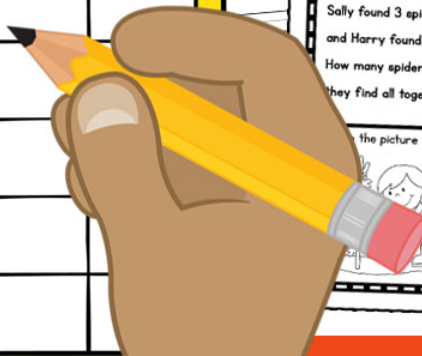
3 Color the map symbols.
Color Code
 = Red
 = Green
 = Yellow
 = Blue

4 Read and answer the word problem. Draw how many spiders are on the web altogether.
Sally found 3 spiders and Harry found 2.
How many spiders did they find all together?

5 Read the word. Trace and color the sight words.
only
only
only

6 Use the picture to answer the questions. Color the answers.
What is Sam picking?
Sam is picking ☐ carrots ☐ tomatoes ☐ plums.
What does Sam have on her feet?
She has ☐ flip flops ☐ sandals ☐ boots.

SEPTEMBER						
S	M	T	W	T	F	S





Smart Start Morning Work

First Grade

Full Copyright [Valerie McClintick](#) & Lacey Falco

Not to be stored in any file sharing database or group for any reason.

Not to be printed in mass quantity.

Images © [Hidsey's Clipart](#), [Kari Bolt Clipart](#), [Ramona M. Graphics](#), [Little Red's Clipart](#), [Sarah Pecorino](#),
[Whimsy Clips](#), [Creating 4 the Classroom](#), [Whimsy Workshop Teaching](#)

Visit our Teacher's Pay Teachers Store for more Kindergarten and First Grade Curriculum:

Why Smart Start Morning Work?

These standards based, theme oriented, skill building bundle will give your students something quick and thorough to review both academic and life-based skills on a daily basis. Each day contains math, ElA, calendar and sight words. Also included are life skills, geography, handwriting, drawing and science. Meant to be predominantly independent so teachers can prep, take attendance or drink some more coffee before the day is in full swing.

What is Included?

This collection includes 20 worksheets for each month. Monday through Thursday students will work through a variety of kindergarten standards. On Friday, students will fold and complete a review book from the week's practice. This little review book can go home so parents can see what students been working on.

Math Standards Covered:

k.cc.4, k.cc.4a, k.cc.5, K.cc.3

Monthly Themes and Topics

September: Sunflowers and Spiders


SAMPLE

September: Sunflowers and Spiders

Week	Box 2	Box 3	Box 3	Box 3	Box 4	Box 5	Box 6	Box 6
	Reading	Handwriting	Drawing	Geography & Life Skills	Math	Sight Words	Writing	Science & Grammar
1	Beginning, Middle no Ending Sounds Vowels in CVC Words	Pencil Control circles			Basic Addition Word Problems 1.OA.1	over, new	Sentence Scramble	Ending Punctuation
2	Beginning, Middle no Ending Sounds Vowels in CVC Words		watermelon, spider		Basic Addition Word Problems	sound, take		
3	Syllables Word family: -at, -ap			Map Symbols, Traveling, Drawing symbols	Adding Objects	only, little	. Writing with questions	
4	Syllables Word family: -ag, -an	Vowels a, e, l, o, u, y			Adding Objects	work, know		Ending Punctuation

'S SEPTEMBER

morning work





SEPTEMBER

S	M	T	W	T	F	S

'S SEPTEMBER

morning work



SEPTEMBER

S	M	T	W	T	F	S


First Grade Smart Start Morning Work

Name _____

① What is the date today?

☐ Sunday ☐ Monday ☐ Tuesday ☐ Wednesday ☐ Thursday ☐ Friday ☐ Saturday

September , 20



② Write the beginning sound for each picture.








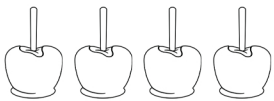




③ Trace the sunshine.



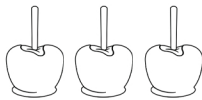
④ Count the objects and draw a line to the correct number.



5




2



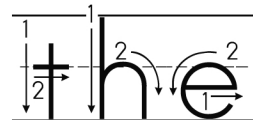
4



3



⑤ Read the word. Trace and color the sight words.



the



⑥ Read the sentence and answer the question.

The cat likes to eat apples on school days.

What does the cat like to eat on school days?

He likes to eat _____




First Grade Smart Start Morning Work

Name _____


① What is the date today?

☐ Sunday ☐ Monday ☐ Tuesday ☐ Wednesday ☐ Thursday ☐ Friday ☐ Saturday

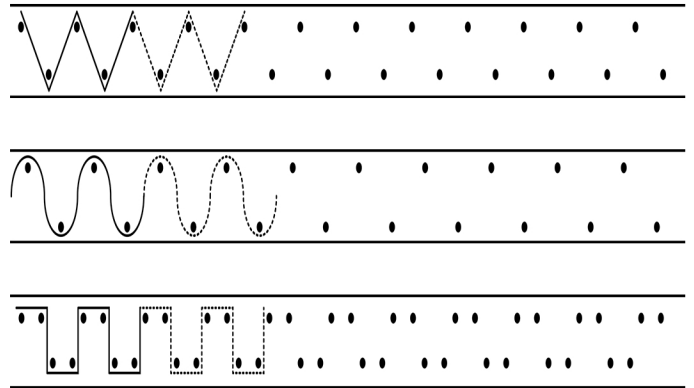
September , 20



② Write the middle sound for each picture.



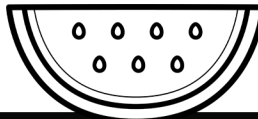
③ Finish the path.



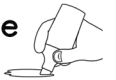
④ Read and answer the word problem. Draw or write your answer.

Danny picked 6 watermelons. Jan picked 3.

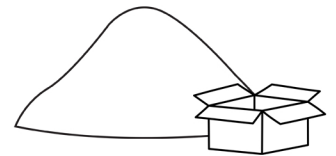
How many watermelons are there in all?



⑤ Read the words. Highlight the word over.



over
over the
over the hill and
He is over the hill and in
He is over the hill and in a box.



⑥ Unscramble the words to make a sentence.

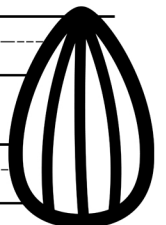
A

striped.

sunflower

seed

is




First Grade Smart Start Morning Work

Name _____

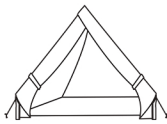
① What is the date today?

☐ Sunday ☐ Monday ☐ Tuesday ☐ Wednesday ☐ Thursday ☐ Friday ☐ Saturday

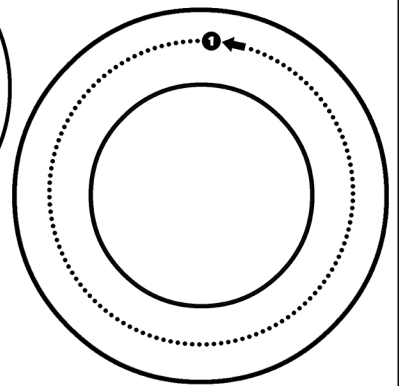
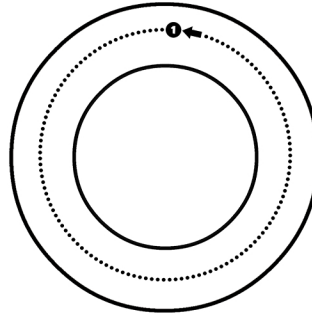
September , 20



② Write the ending sound for each picture.



③ Trace the circles.




④ Read and answer the word problem. Draw or write your answer.

David picked 3 sunflowers.

Alexis picked 5.

How many sunflowers
are there in all?



⑤ Read the word. Trace and color the sight words.



new



⑥ Unscramble the words to make a sentence.

sunflower


very

is

The

yellow.

The




First Grade Smart Start Morning Work

Name _____





① What is the date today?

☐ Sunday ☐ Monday ☐ Tuesday ☐ Wednesday ☐ Thursday ☐ Friday ☐ Saturday

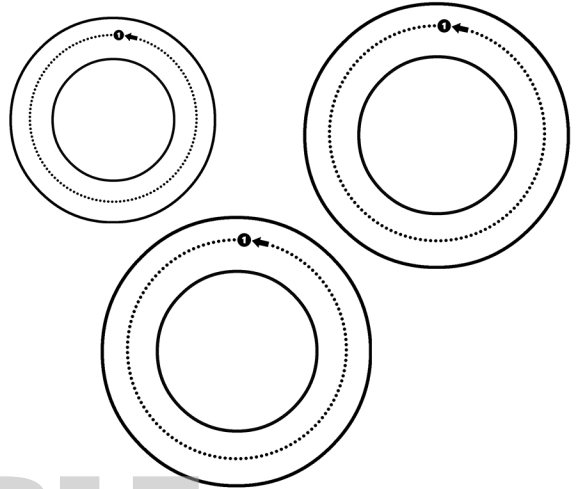
September , 20



② Write the vowel sound to the CVC word.



③ Trace the circles.



④ Read and answer the word problem. Draw or write your answer.

Matt found 7 sunflower seeds. Tad found
9 sunflower seeds. How many
seeds are there in all?



⑤ Read the words. Highlight the word new.

new
new books
new books for her
bought new books for her.
He bought new books for her.



⑥ Unscramble the words to make a sentence.

Sunflowers

big

grow

and

tall.

Sunflowers



m e u

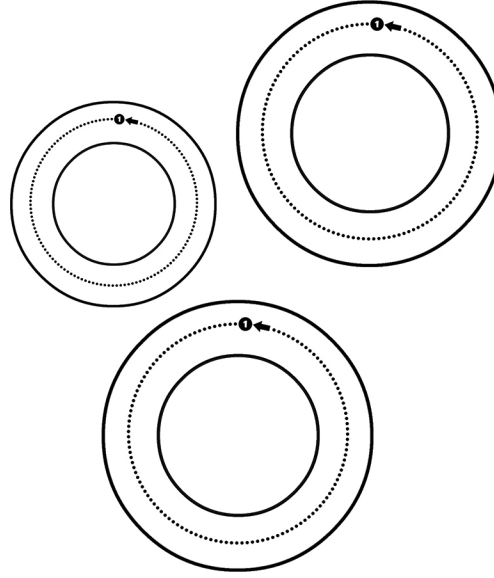
new



Read the word. Trace and color the sight words.


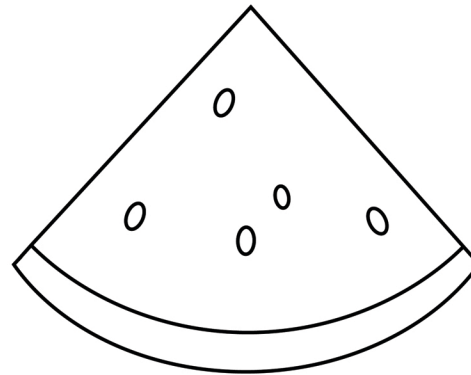
Week 1

I did it!




Trace the circles.

G r e a t
W o r k !



Write the beginning sound for each picture.

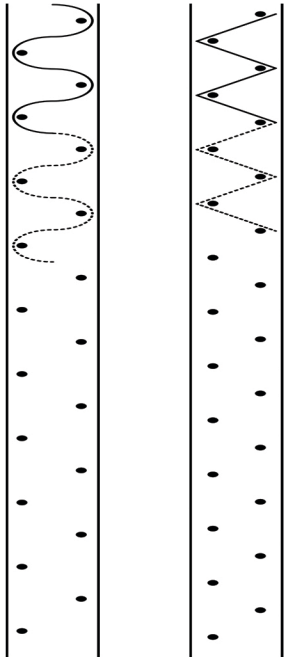
Trace the apple.



over
over the
over the hill and
He is over the hill and in a box.

Read the words. Highlight the word over.

Finish the path.




First Grade Smart Start Morning Work

Name _____

① What is the date today?


☐ Sunday ☐ Monday ☐ Tuesday ☐ Wednesday ☐ Thursday ☐ Friday ☐ Saturday


September , 20



② Write the beginning sound for each picture.





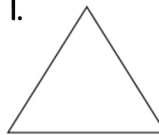




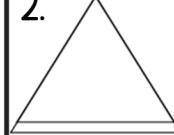


③ Follow the steps to draw.

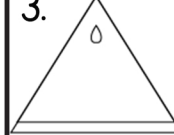
1.



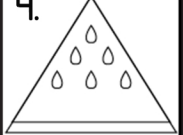
2.



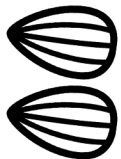
3.



4.



④ Count the seeds. Add them together. Write your answer.



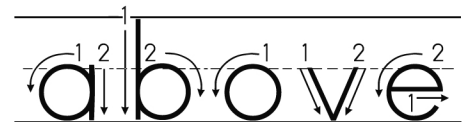
+



=




⑤ Read the word. Trace and color the sight words.





above



⑥ Read the sentence. Color the ending punctuation and place it at the end of the sentence.



Where is Jack




First Grade Smart Start Morning Work

Name _____


① What is the date today?

☐ Sunday ☐ Monday ☐ Tuesday ☐ Wednesday ☐ Thursday ☐ Friday ☐ Saturday

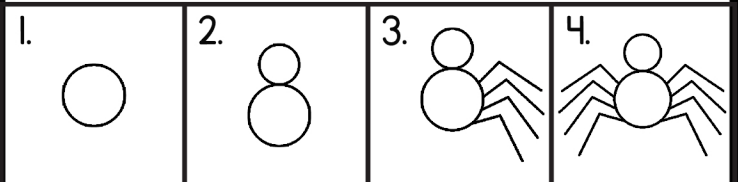
September , 20



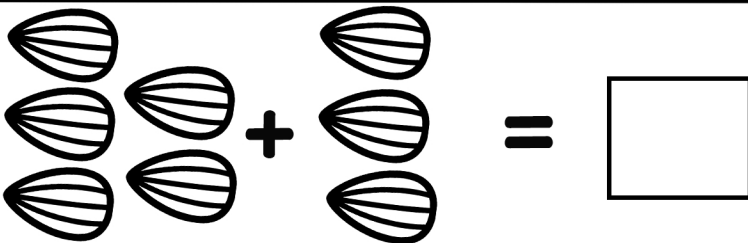

② Write the middle sound for each picture.



③ Follow the steps to draw.



④ Count the seeds. Add them together. Write your answer.



⑤ Read the words. Highlight the word sound.


sound
sound is
sound is very
sound is very loud
The sound is very loud.



⑥ Read the sentence. Color the ending punctuation and place it at the end of the sentence.



Betty likes ice cream




First Grade Smart Start Morning Work

Name _____


① What is the date today?


☐ Sunday ☐ Monday ☐ Tuesday ☐ Wednesday ☐ Thursday ☐ Friday ☐ Saturday

September , 20



② Write the ending sound for each picture.



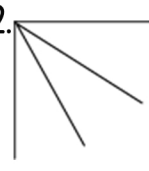


③ Follow the steps to draw.

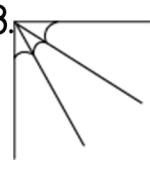
1.



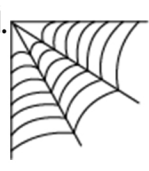
2.



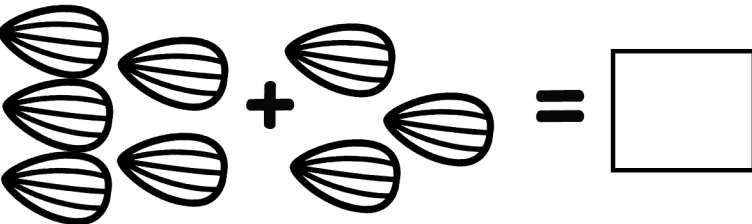
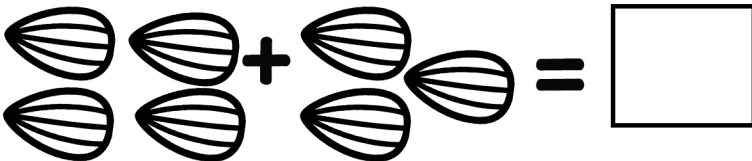
3.



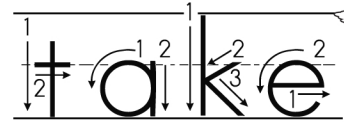
4.



④ Count the objects. Add them together. Write your answer.




⑤ Read the word. Trace and color the sight words.




take



⑥ Read the sentence. Color the ending punctuation and place it at the end of the sentence.



Do you like fries




First Grade Smart Start Morning Work

Name _____

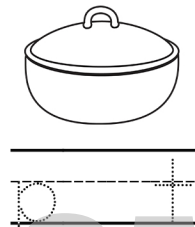



① What is the date today?

☐ Sunday ☐ Monday ☐ Tuesday ☐ Wednesday ☐ Thursday ☐ Friday ☐ Saturday

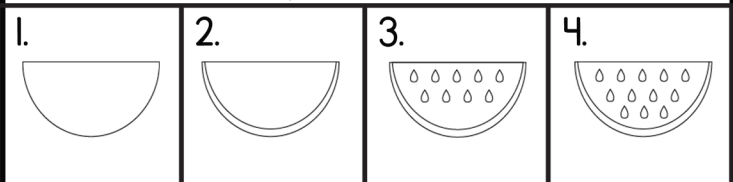
September , 20



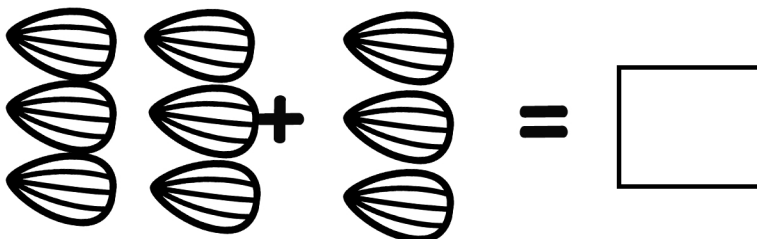
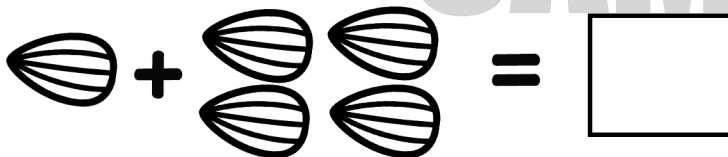
② Write the vowel sound to the CVC word.



③ Follow the steps to draw.



④ Count the seeds. Add them together. Write the answer.



⑤ Read the words. Highlight the word take.



take
take a
take a bath
he will take a bath
He will take a bath today.



⑥ Read the sentence. Color the ending punctuation and place it at the end of the sentence.

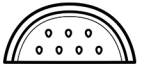


The pan is very hot

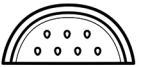
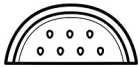




=



+



Count the objects. Write the answer.

Week 2

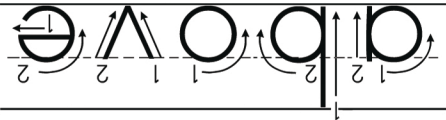
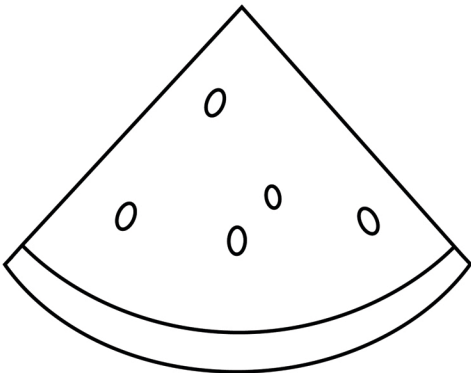
I did it!



Where is Jack

Read the sentence. Color the ending punctuation and place it at the end of the sentence.

G r e a t
W o r k !



Read the word. Trace and color the sight words.

Write the ending sound for each picture.



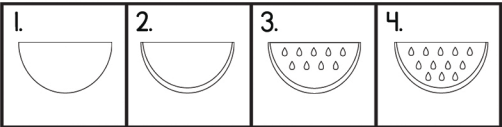




sound is very loud
sound is very loud
sound is very loud
The sound is very loud.

Read the words. Highlight the word sound.

Follow the steps to draw.



First Grade Smart Start Morning Work

Name _____


① What is the date today?

☐ Sunday ☐ Monday ☐ Tuesday ☐ Wednesday ☐ Thursday ☐ Friday ☐ Saturday

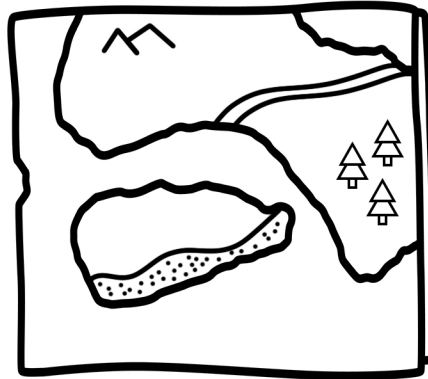
September , 20



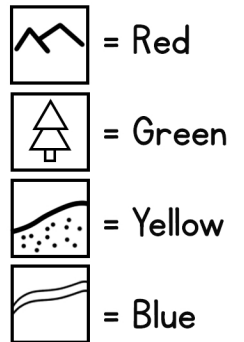
② Match the words to the pictures.



③ Color the map symbols.



Color Code




④ Read and answer the word problem. Draw the spiders on the web to help you find the answer.

Calvin found 7 spiders.

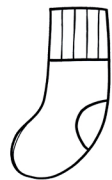
Adam found 3.

How many spiders did they find in all?



⑤ Read the words. Highlight the word only.

only
only find
only find one
only find one sock
She could only find one sock.



⑥ Use the picture to answer the questions. Color the answers.



In what is Mark sitting?

Mark is sitting in a tractor. car. wagon.

With what animal is Mark sitting?

He is sitting with a dog. rabbit. cat.



First Grade Smart Start Morning Work

Name _____

① What is the date today?

☐ Sunday ☐ Monday ☐ Tuesday ☐ Wednesday ☐ Thursday ☐ Friday ☐ Saturday

September , 20



② Say the words and count the syllables.
Color in the number of syllables.

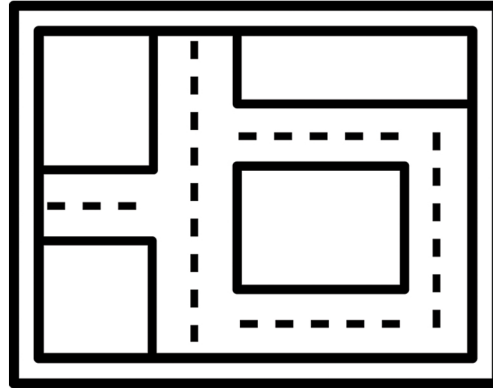


(1) (2) (3)



(1) (2) (3)

③ Draw the map symbols anywhere on the map.



Symbols




④ Read and answer the word problem. How many spiders did they find on the web? Draw the spiders to help you find the answer.

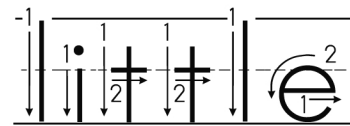
Mike found 7 spiders

and Harry found 4.

How many spiders do they find all together?



⑤ Read the word. Trace and color the sight words.



little

(l) (i) (t) (t) (l) (e)

⑥ Use the picture to answer the questions. Color the answers.



What is below the scarecrow?

There are flowers pumpkins bugs below her.

What does the scarecrow have in her hair?

She has buttons. bows. flowers.

First Grade Smart Start Morning Work

Name _____

① What is the date today?

☐ Sunday ☐ Monday ☐ Tuesday ☐ Wednesday ☐ Thursday ☐ Friday ☐ Saturday

September , 20



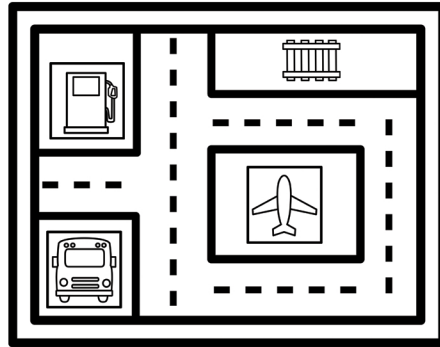
② Say the words and count the syllables.
Color in the number of syllables.



1 2 3

1 2 3

③ Color the map symbols.



Color Code

= Red

= Green

= Yellow

= Blue

④ Read and answer the word problem. Draw how many spiders are on the web altogether.

Sally found 3 spiders
and Harry found 2.
How many spiders did
they find all together?



⑤ Read the word. Trace and color the sight words.

only

only

o n l y



⑥ Use the picture to answer the questions. Color the answers.



What is Sam picking?

Sam is picking

carrots.

tomatoes.

plums.

What does Sam have on her feet?

She has

flip flops.

sandals.

boots.

First Grade Smart Start Morning Work

Name _____

① What is the date today?

☐ Sunday ☐ Monday ☐ Tuesday ☐ Wednesday ☐ Thursday ☐ Friday ☐ Saturday

September , 20



② Match the words to the pictures.



cap

snap



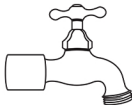
tap

map

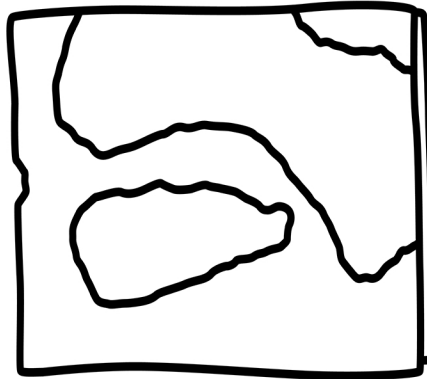


gap

nap



③ Draw the map symbols anywhere on the map.



Symbol



④ Read and answer the word problem. Draw how many spiders there are altogether.

Jack found 2 spiders

and Jeb found 8.

How many spiders did they find all together?



⑤ Read the words. Highlight the word little.

little

the little

the little dog

walks the little dog

She walks the little dog.



⑥ Use the picture to answer the questions. Color the answer.



What are the girls reading?

The girls are reading a

box.

book.

menu.

What is on the girl's shirt?





It is a

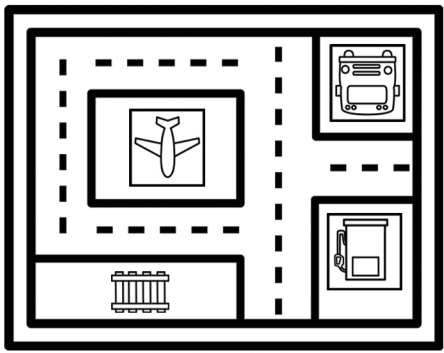
flower.

bee.

bug.

Color Code

 = Blue	 = Green
 = Yellow	 = Red



Color the map symbols.

Week 3

I did it!




Read and answer the word problem. Draw that many spiders on the web.

Mike found 7 spiders and Harry found 4. How many spiders do they find all together?



Read the words. Highlight the word only.

only find one only find one sock She could only find one sock.



Read the word. Trace and color the sight words.

Tracing guide for the word 'only' with stroke numbers 1 and 2.


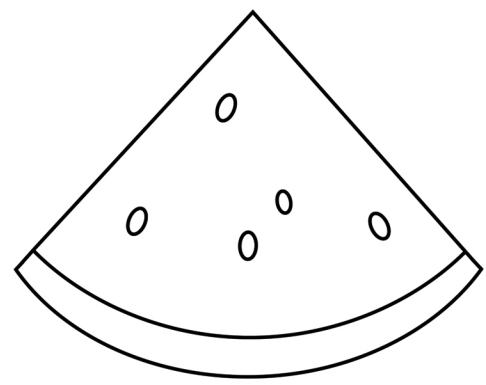
only

o n l y



Break!

W o r k !










- carrots.
- tomatoes.
- plums.

Use the picture to answer the questions. Color the answer.

What is Sam picking?

Sam is picking

Match the words to the pictures.

	cap	
	snap	
	map	
	nap	

First Grade Smart Start Morning Work

Name _____

① What is the date today?

☐ Sunday ☐ Monday ☐ Tuesday ☐ Wednesday ☐ Thursday ☐ Friday ☐ Saturday

September , 20



② Write each word in the correct box.

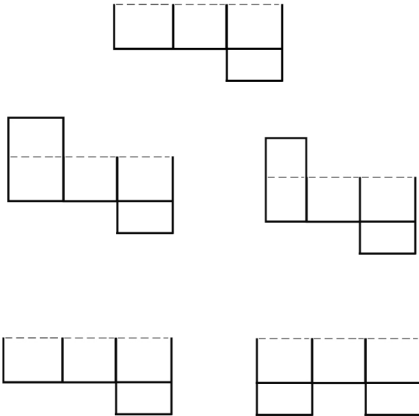
bag

rag

tag

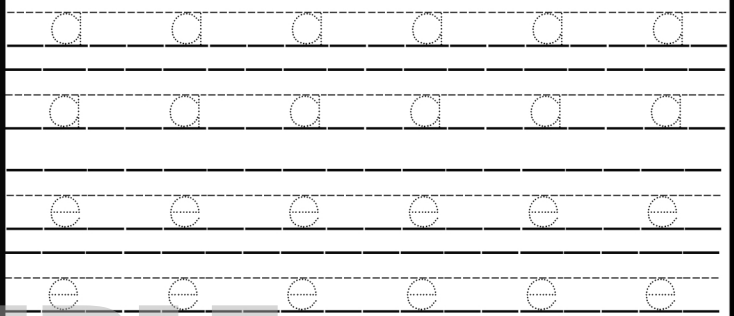
gag

wag






③ Practice tracing the vowels.

a e



④ Fill in the missing addends.



⑤ Read the word. Trace and color the sight words.



work



⑥ Read the sentence. Color the ending punctuation, and place it at the end of the sentence.



Are you having fun



First Grade Smart Start Morning Work

Name _____


① What is the date today?

☐ Sunday ☐ Monday ☐ Tuesday ☐ Wednesday ☐ Thursday ☐ Friday ☐ Saturday


September , 20



② Say the words and count the syllables.
Color in the number of syllables.



1 2 3






1 2 3

③ Trace these vowel letters.



Tracing practice lines for lowercase 'i' and 'o' on ruled lines.

④ Fill in the missing addends.



⑤ Read the words. Highlight the word work.




work
work on
work on the
will work on the farm
He will work on the farm.



⑥ Read the sentence. Color the ending punctuation, and place it at the end of the sentence.



We had so much fun



First Grade Smart Start Morning Work

Name _____

① What is the date today?

☐ Sunday ☐ Monday ☐ Tuesday ☐ Wednesday ☐ Thursday ☐ Friday ☐ Saturday

September , 20



② Match the words to the pictures.



can

pan

van


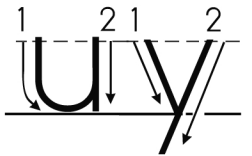
man

fan






ran



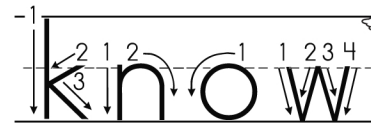
③ Trace these vowels.



④ Fill in the missing addends.




⑤ Read the word. Trace and color the sight words.





know



⑥ Read the sentence. Color the ending punctuation, and place it at the end of the sentence.



Do you see the car



First Grade Smart Start Morning Work

Name _____


① What is the date today?

☐ Sunday ☐ Monday ☐ Tuesday ☐ Wednesday ☐ Thursday ☐ Friday ☐ Saturday

September , 20



② Say the words and count the syllables.
Color in the number of syllables.

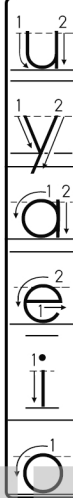


1 2 3




1 2 3

③ Practice writing the vowel letters.



u y a e i o

④ Fill in the missing addends.




⑤ Read the words. Highlight the word know.



know
know my
know my friend
you know my friend
Do you know my friend?



⑥ Read the sentence. Color the ending punctuation, and place it at the end of the sentence.



That rabbit is really fast



Tracing practice for letter 'h' and 'n' on ruled lines. Includes stroke order guides for both letters.

Trace the letters.

Practice writing the vowel letters.

Handwriting practice for vowels: u, y, a, e, i, o. Each letter is shown with stroke order numbers and a dashed outline for tracing on ruled lines.

Matching exercise. On the left are three sets of boxes for the words 'bag', 'rag', and 'gag'. On the right is a list of the words in reverse order: 'bag', 'rag', 'gag', 'tag', 'gag', 'bag'. The task is to connect the boxes to the correct word.

Write each word in the matching boxes.

Find the missing addend.

Math problems using spider illustrations. The first problem shows a spider with '3' on its back and a spider web with '6', with another spider nearby. The second problem shows a spider with '3' on its back and a spider web with '3', with two other spiders nearby.

Counting and syllable activity. The top part shows a pumpkin with three circles labeled 1, 2, 3 above it. The bottom part shows a cartoon monkey with three circles labeled 1, 2, 3 above it.

Say the words and count the syllables. Color in the number of syllables.

Word puzzle and coloring. The top part shows the word 'G r e a t' and 'W o r k !' in a grid. The bottom part shows a large slice of watermelon with seeds.

Word recognition and tracing. The top part shows the word 'Work' in a circular arrangement. The bottom part shows the word 'Work' in a standard orientation with stroke order guides for each letter.

Read the word. Trace and color the sight words.

Week 4

I did it!

