


S
U
P
E
R
S
T
A
R

PENCIL FUN!





PENCIL FUN WORKBOOK BUNDLE

Full Copyright [Valerie McClintick LLC](#)

Images & Fonts Full Copyright: [Kari Bolt](#), [Jax & Jake](#), [A Sketchy Guy](#), [Dancing Crayon](#), [Bunny on a Cloud](#), [Zip a Dee Doo Dah](#), [Creating 4 The Classroom](#), [Sarah Pecorino](#), [Rainbow Sprinkle Studio](#)

Contents of this download are not to be stored in any sort of file sharing system or printed in mass quantity. **Piracy Copyright Laws Apply**, do not link directly to this PDF file, or in any manner present this file as your own digital content. Images hold full copyright and are not to be manipulated or altered in any way. You may not distribute this file in digital or physical format. This digital file, or the printed variation is not to be sold, or given away freely in any manner, including selling or giving away as a preassembled version of the product. This file is for your own personal homeschool, classroom, or educational use only. Please ensure you have purchased the proper licensing for classroom use.

For all copyright questions, please contact Valerie McClintick LLC: support@thecraftyclassroom.com

Visit our [Shop](#) for more Hands-On Learning:

interactive SPELLING
HANDS-ON • GAMES • ACTIVITIES • TESTING
SHEETS AUTOFILL!
USE YOUR OWN SPELLING WORDS!

50 States NOTEBOOK
ARIZONA
MISSISSIPPI

THE CRAFTY CLASSROOM

SIMPLE LOW PREP HANDS-ON

HOMESCHOOL CURRICULUM



Product Features:

Our Pencil Fun Workbook Bundle includes a ton of hands-on fun with shades and patterns, how to draw animals, squiggle art, games, and constellation. With our easy to use, step-by-step format, your students will practice their fine motor skills, pencil control, one-on-one correspondence, concentration and more.




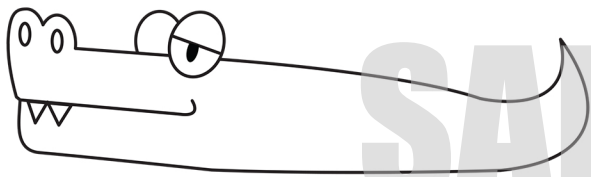
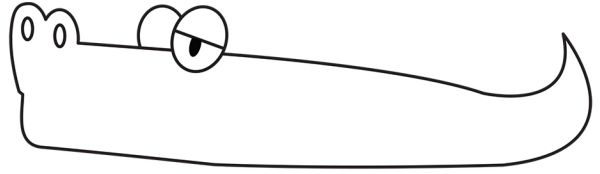
How to Use:


These pencil control exercises are great for younger students providing step-by-step instructions as they learn to write, draw shades, patterns, lines, animals, connecting and poking dots, and having a blast playing games with family or classmates.

Needs:

Students will need a set of pencils, colored pencils, construction paper, dice and cardboard or foamboard.

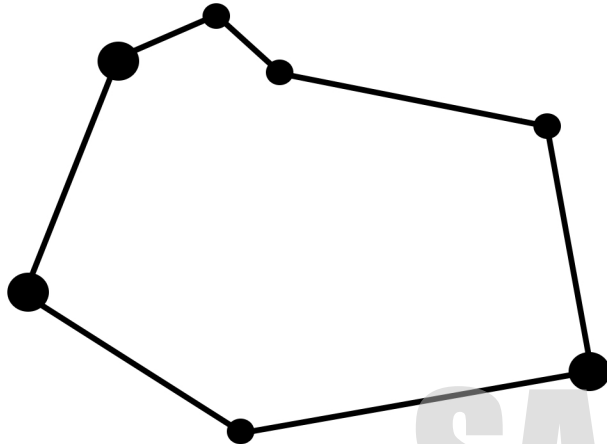
HOW TO DRAW AN ALLIGATOR





Pencil Control Workbook

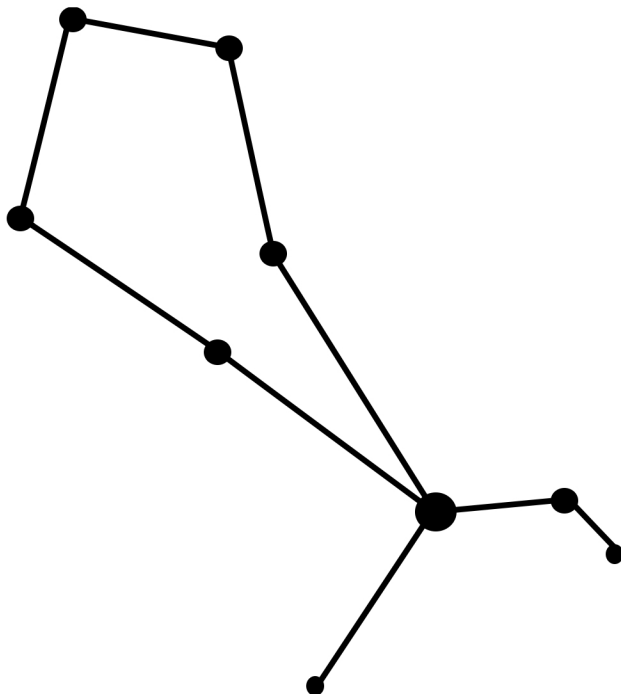
MY BEST WORK: ☐




MY BEST WORK: ☐




MY BEST WORK: ☐



MY BEST WORK: ☐





Pencil FUN Workbook


present



MY BEST WORK: ☐



PRACTICE:




hot cocoa




MY BEST WORK: ☐




PRACTICE:




tree




MY BEST WORK: ☐



PRACTICE:





Pencil Control Workbook

KEY

2



3



4



5



6



7



8



9









10




11



12





Pencil FUN Workbook

MY BEST WORK: ☐



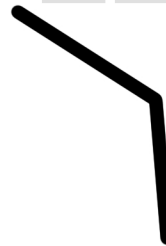
MY BEST WORK: ☐



MY BEST WORK: ☐



MY BEST WORK: ☐



MY BEST WORK: ☐



MY BEST WORK: ☐

