

S  
U  
P  
E  
R  
S  
T  
A  
R

# MAZE WRITER ALPHABET

ACTIVITIES PUZZLES MAZES





## Maze Writer Handwriting Program

Full Copyright [Valerie McClintick LLC](#)

Images & Fonts Full Copyright: [Hidesy's Clipart](#), [Kari Bolt](#), [Ramona M. Graphics](#), [Marcelle's KG Zone](#), [Little Red's Clipart](#)

Contents of this download are not to be stored in any sort of file sharing system or printed in mass quantity. **Piracy Copyright Laws Apply**, do not link directly to this PDF file, or in any manner present this file as your own digital content. Images hold full copyright and are not to be manipulated or altered in any way. You may not distribute this file in digital or physical format. This digital file, or the printed variation is not to be sold, or given away freely in any manner, including selling or giving away as a preassembled version of the product. This file is for your own personal homeschool, classroom, or educational use only. Please ensure you have purchased the proper licensing for classroom use.


For all copyright questions, please contact Valerie McClintick LLC: [support@thecraftyclassroom.com](mailto:support@thecraftyclassroom.com)

Visit our [Shop](#) for more Hands-On Learning:

THE CRAFTY CLASSROOM

SIMPLE LOW PREP HANDS-ON

# HOMESCHOOL CURRICULUM



## Product Features:

Our Maze Writer handwriting program includes all 26 letters of the alphabet with many engaging, hands-on games and worksheets for students learning how to write. For each letter of the alphabet, we've compiled eight different handwriting worksheets that include an alphabet formation chart, beginning letter maze, ASL uppercase maze, beginning letter coloring page, uppercase mazes with blank handwriting practice, lowercase animal trace worksheets, letter maze and font recognition activities.

## How to Use:

With over 200 handwriting worksheets, teachers can cover 26 weeks of the school year. Each page has been specifically designed to have engaging and educational content for your students that build key fine motor, logic and handwriting skills while using handwriting games, activities, ASL hand signs, plus much more. We've also added a special sheet that presents each letter in a different font, providing an opportunity for students to uncover different variations of the same letter.

## Needs:

Students will need a set of colored pencils or crayons. If laminating, use dry erase markers.



## Why Mazes?

Just like eggs and hugs, mazes are good for your Brain! Through trial and error children build logical reasoning skills, memory retention, small motor control and general problem solving skills. Young children work small finger muscles building dexterity and strength. Children of all abilities appreciate the excitement of solving a maze and when combined with purposeful, thematic learning, mazes can be a valuable tool in your classroom.



## What's Included?

For each letter of the alphabet we've included eight different maze and activity pages for a total of 208 sheets. Each page has been specifically designed to have FUN and Educational content for your child and prints in the order necessary to build letter recognition and handwriting skills. Children will also learn ASL hand signs along with beginning letter animals and words. We've also included a work page that presents the letter in a different font to provide you opportunity to show children different variations of the same letter.

## Daily Schedule:

Monday	Tuesday	Wednesday	Thursday
Letter Formation Chart Beginning Letter Maze	ASL Uppercase Maze Beginning Letter Color	Uppercase & Writing Lowercase & Animal	Letter Maze with Font s Review Maze & Write


# General Overview

## Alphabet Formation Chart

There is simple instruction to help children with their formation of the uppercase and lowercase letter.


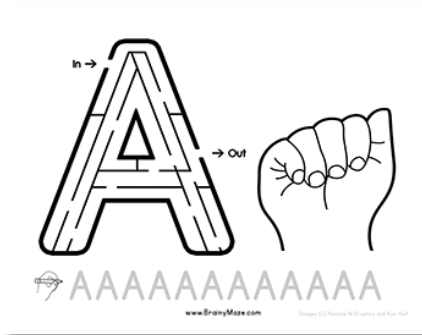
## Beginning Letter Maze

At the top of this activity page is a beginning letter shape maze to solve. A blank uppercase and lowercase letter is provided for children to roll out playdough, fill with stickers or stamp with bingo markers.



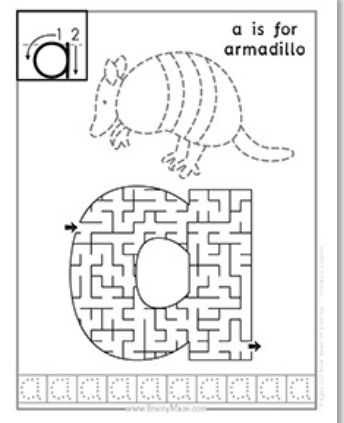

## ASL Uppercase Maze

This activity page provides children with an uppercase letter maze to solve. The ASL hand sign for the letter is shown for children to practice forming the letter with their own hand. A row of uppercase handwriting practice is provided.




## Beginning Letter Coloring Page

This activity page features a lowercase letter maze for children to solve, alongside a beginning letter coloring page. Lowercase lettering practice is provided across the bottom.



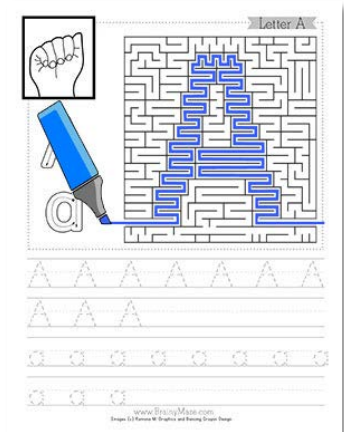
## Uppercase Maze w/Blank Handwriting

This activity page features a large uppercase letter maze alongside blank spaces for children to practice their letters. This is a good opportunity to remind children to go slow as they form each letter.



## Lowercase Maze w/Animal Trace

This activity page features a lowercase letter maze for children to solve as well as a beginning letter animal to trace. Lowercase letter practice is provided across the bottom in a dyslexia friendly font.



## Letter Maze and Font Recognition

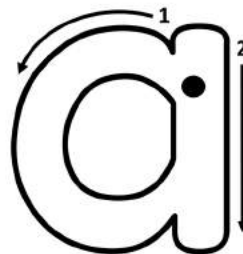
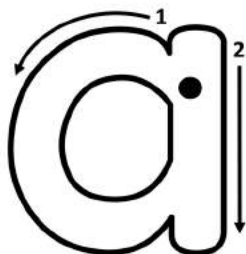
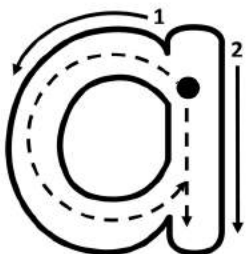

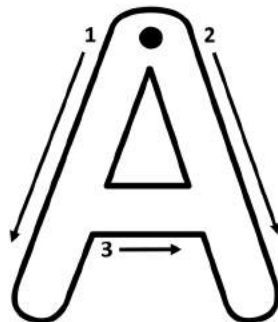
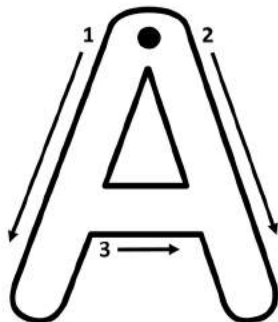
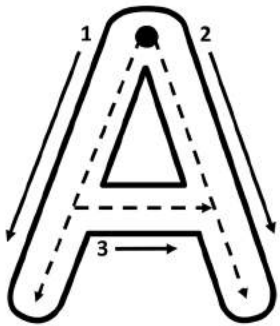
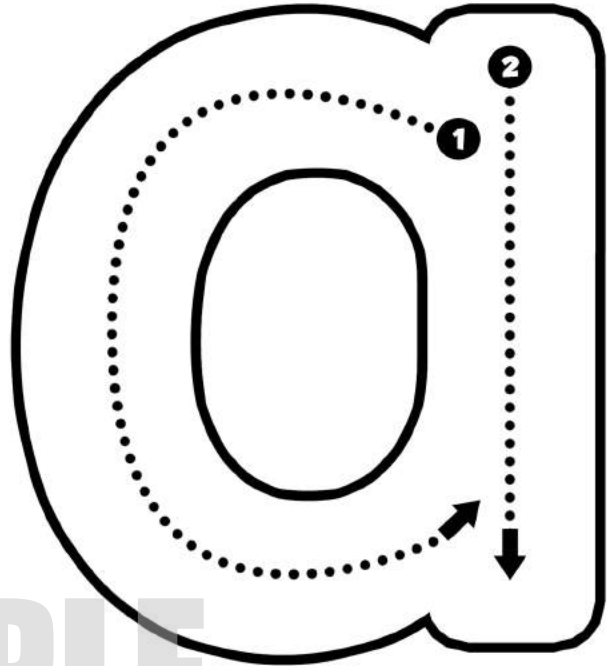
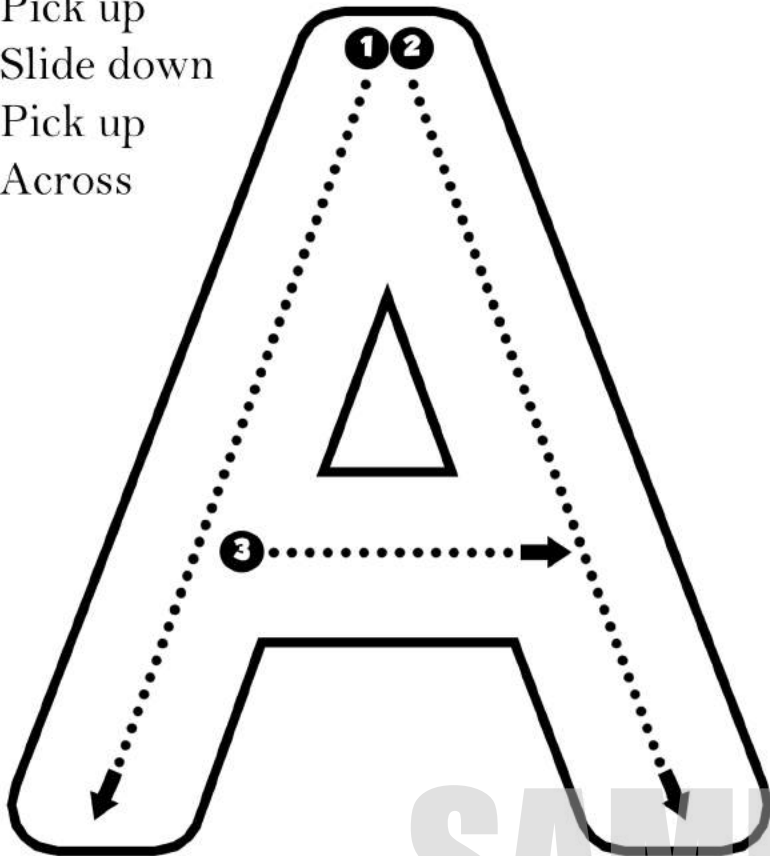
Children work their way through the maze by following the correct letter. Below is a variety of different letter and fonts for children to practice visual discrimination skills to find and circle the letter.

**Review Sheet:** A final review worksheet reminding children of the ASL hand sign, a marker maze and handwriting practice.


# Letter Aa

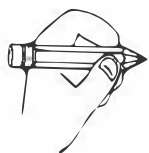
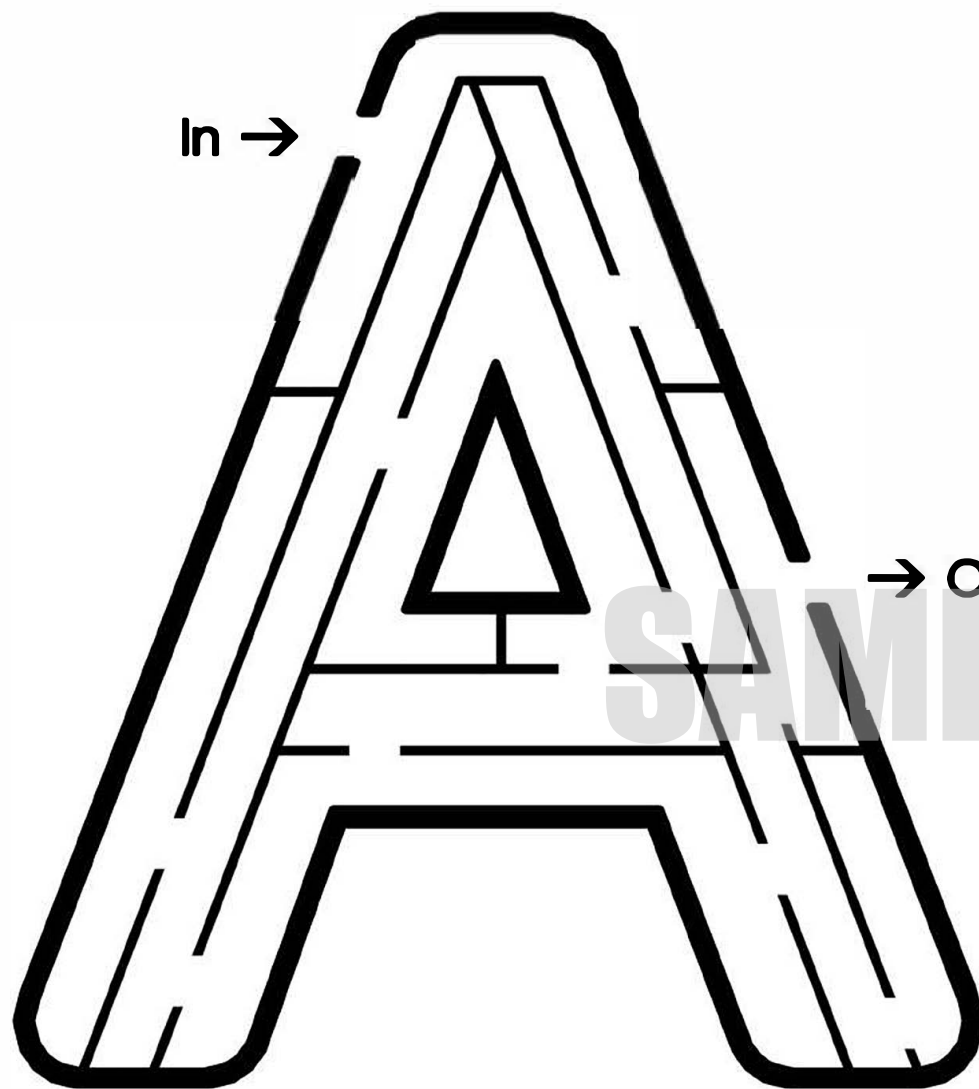
Slide down  
Pick up  
Slide down  
Pick up  
Across

Around  
Pick up  
Line down.


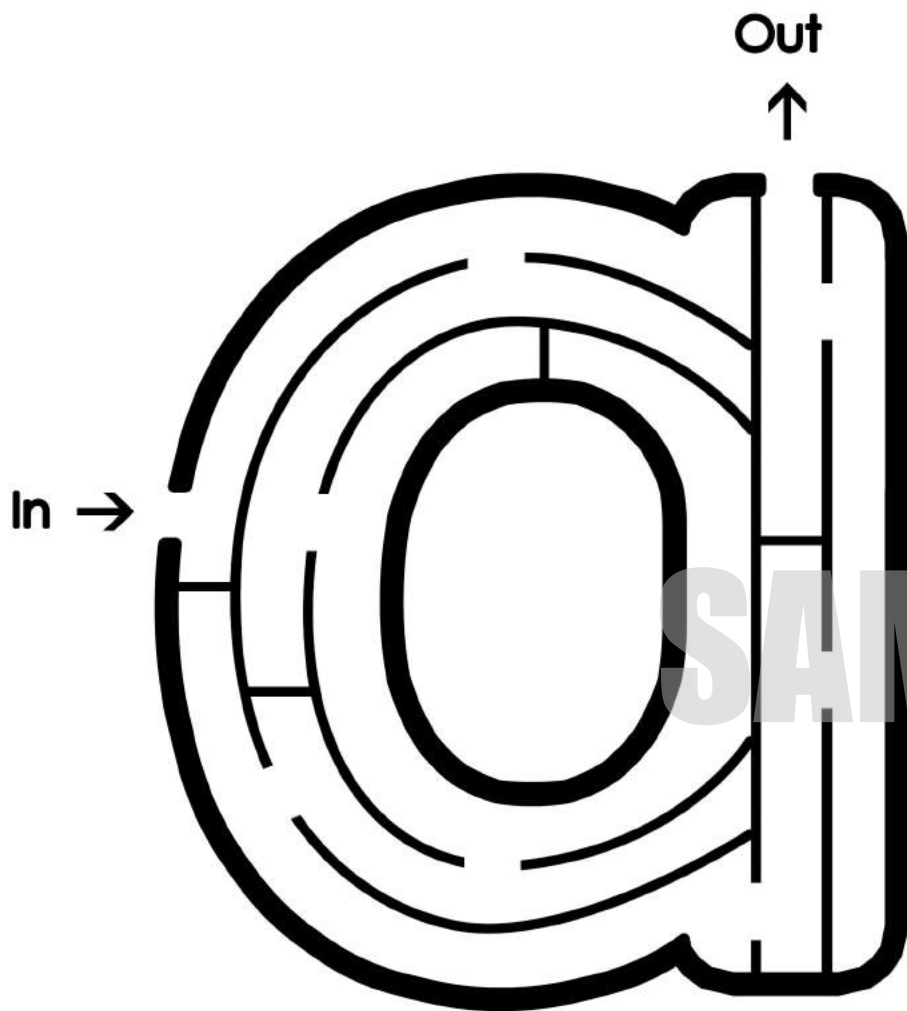


# Letter A Maze





A A A A A A A A A A A A





aaaaaaaaaa

# Letter A Maze

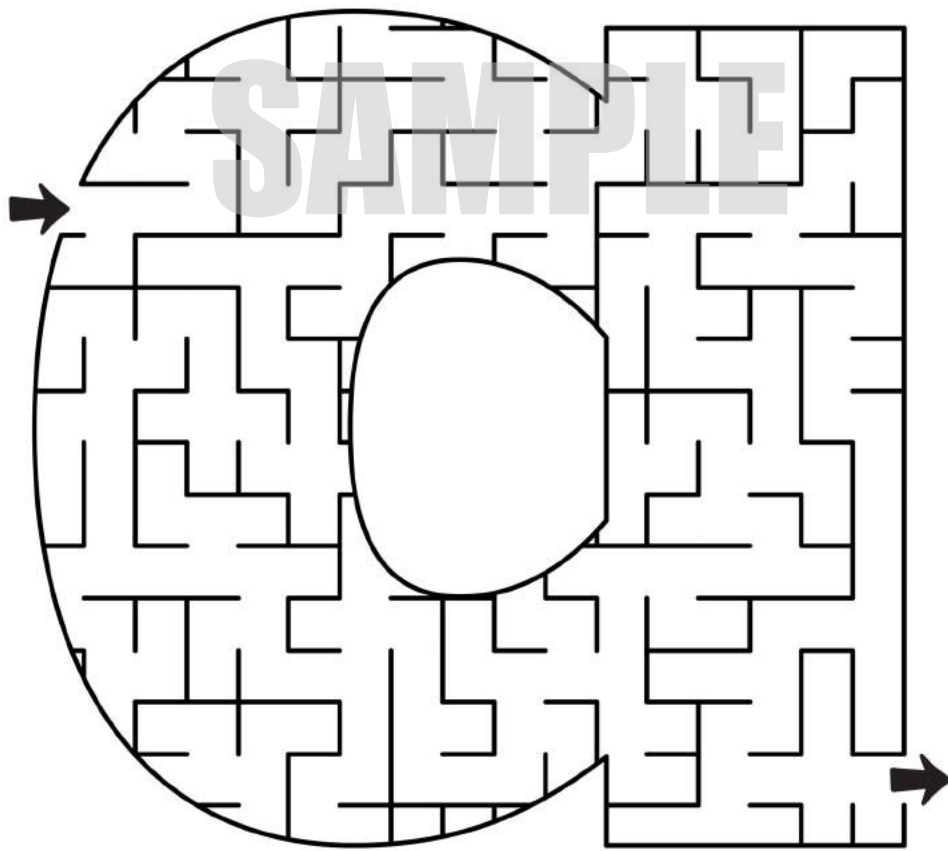
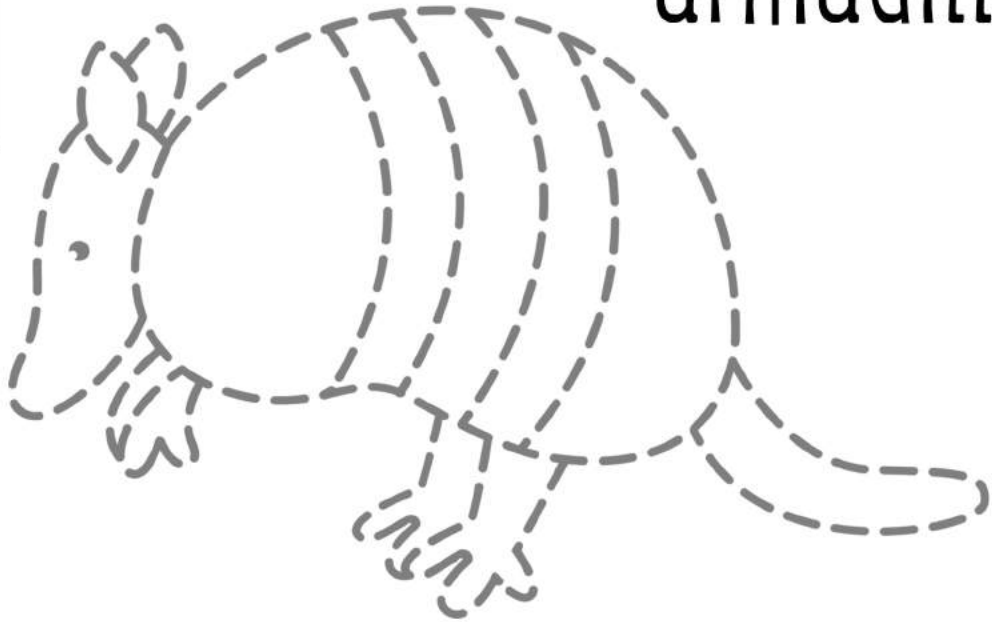
A

a





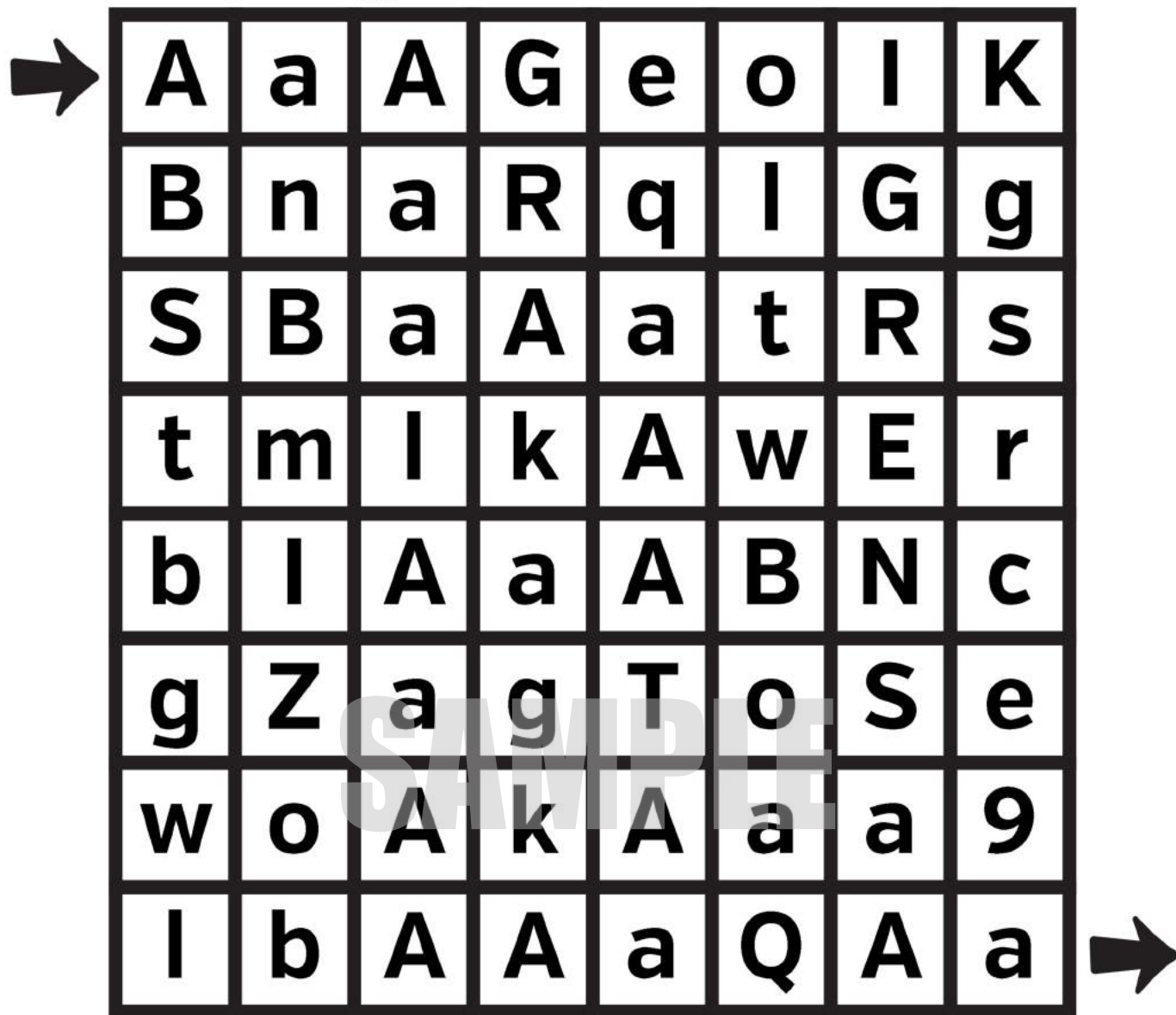
a is for  
armadillo




# Letter Aa Maze


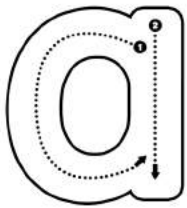
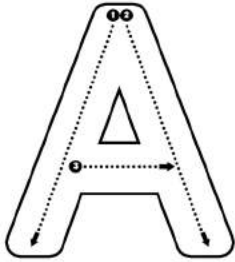
Solve the maze by following your letter.

Bonus: Find the hidden number in the maze!



Find and circle your letter:





SAMPLE

