

fine motor

BIBLE

ALPHABET BUNDLE



PRESCHOOLMOM



Fine Motor Bible ABC Bundle

Full Copyright [Valerie McClintick LLC](#)


Images & Fonts Full Copyright: [Zip-A-Dee-Doo-Dah Designs](#)

Contents of this download are not to be stored in any sort of file sharing system or printed in mass quantity. **Piracy Copyright Laws Apply**, do not link directly to this PDF file, or in any manner present this file as your own digital content. Images hold full copyright and are not to be manipulated or altered in any way. You may not distribute this file in digital or physical format. This digital file, or the printed variation is not to be sold, or given away freely in any manner, including selling or giving away as a preassembled version of the product. This file is for your own personal homeschool, classroom, or educational use only. Please ensure you have purchased the proper licensing for classroom use.

For all copyright questions, please contact Valerie McClintick LLC: support@thecraftyclassroom.com

Visit our [Shop](#) for more Hands-On Learning:

A promotional image for 'The Crafty Classroom' homeschool curriculum. It features two product boxes on the left: 'interactive SPELLING' with colorful patterns and '50 States NOTEBOOK' with a map of the United States. To the right is a close-up of several sharpened colored pencils in various colors (red, orange, yellow, green, blue, purple). The text 'THE CRAFTY CLASSROOM' is in the top right corner. At the bottom, the words 'SIMPLE LOW PREP HANDS-ON' are in small grey letters, followed by 'HOMESCHOOL CURRICULUM' in large, bold, white and blue letters with a hand-drawn texture.



Product Features:

This is a set of Bible-themed ABC Alphabet Packs focused on Fine Motor Skills. Your students will strengthen fine motor skills, practice following directions, and learn their alphabet while having a ton of fun building geoboard patterns and designs.

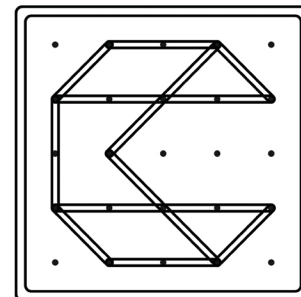
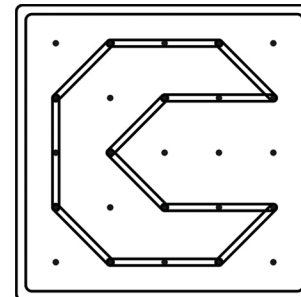
Needs:

Teach your preschoolers all about the Bible while providing hours of fine motor fun and learning all at the same time. Our Fine Motor Bible activities for Kids include a ton of Bible-based games, worksheets, activity mats, and so much more. This is a HUGE bundle of Christian activities with hands-on learning for the alphabet, using fine motor skills, following directions, and many other skill sets! Our Christian Preschool Curriculum is designed for many learning environments such as VBS, Sunday School, Homeschool, Christian School, Children's Church, and Christian Camp!

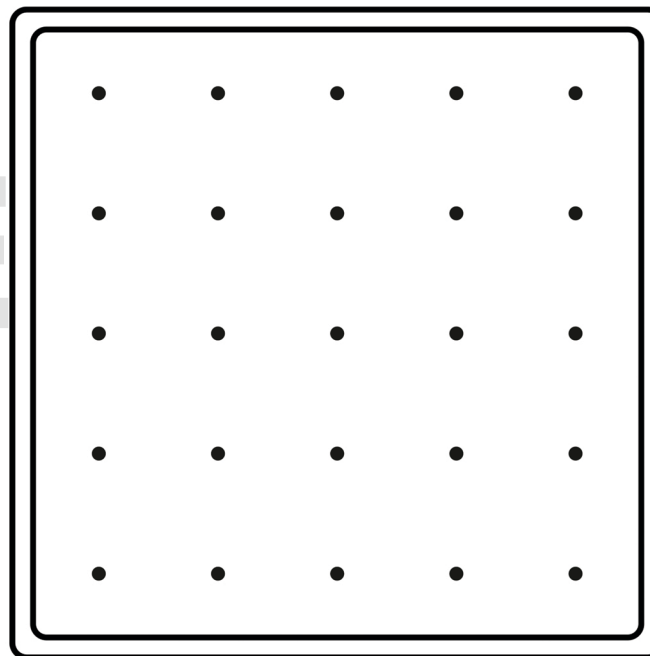
How to Use:

We recommend using these activity pages on a daily or semi-daily basis. These Fine Motor Bible Alphabet Activities for kids are great for Sunday School, VBS, Children's Church, homeschool, classrooms with morning-work stations, early finisher activities, and take-home. All packs included easy to use directions, uppercase and lowercase letters, Bible-based objects and words, and much more. With Bible-based themes and adorable pictures, your students will gain Bible knowledge while growing critical preschool skills at the same time!

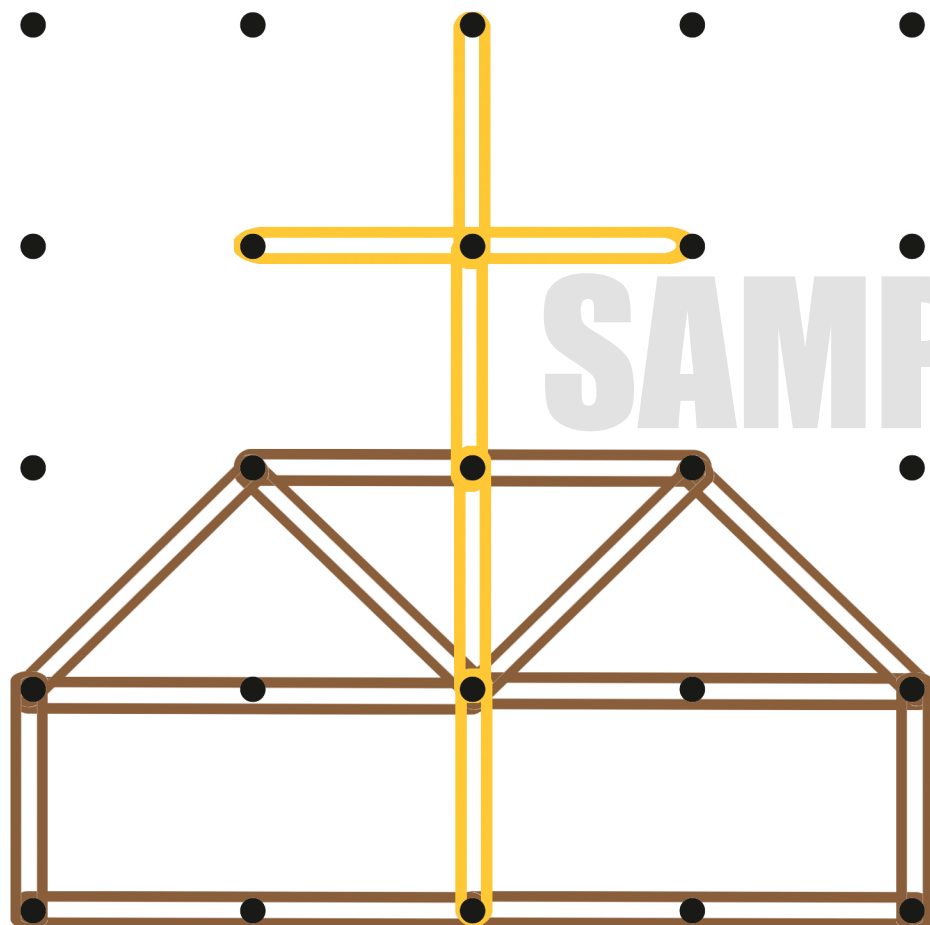
C is for Church

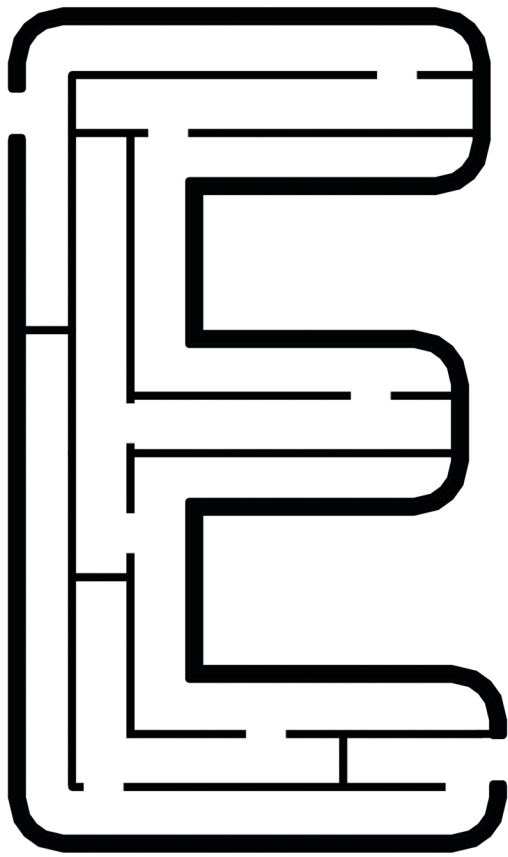


I can draw:



I used
rubber bands!





E is for Earth.

E E E E E E



e e e

e e e

Ff




love, joy, peace, patience, kindness, goodness,
faithfulness, gentleness, self-control.







fiery furnace

fish



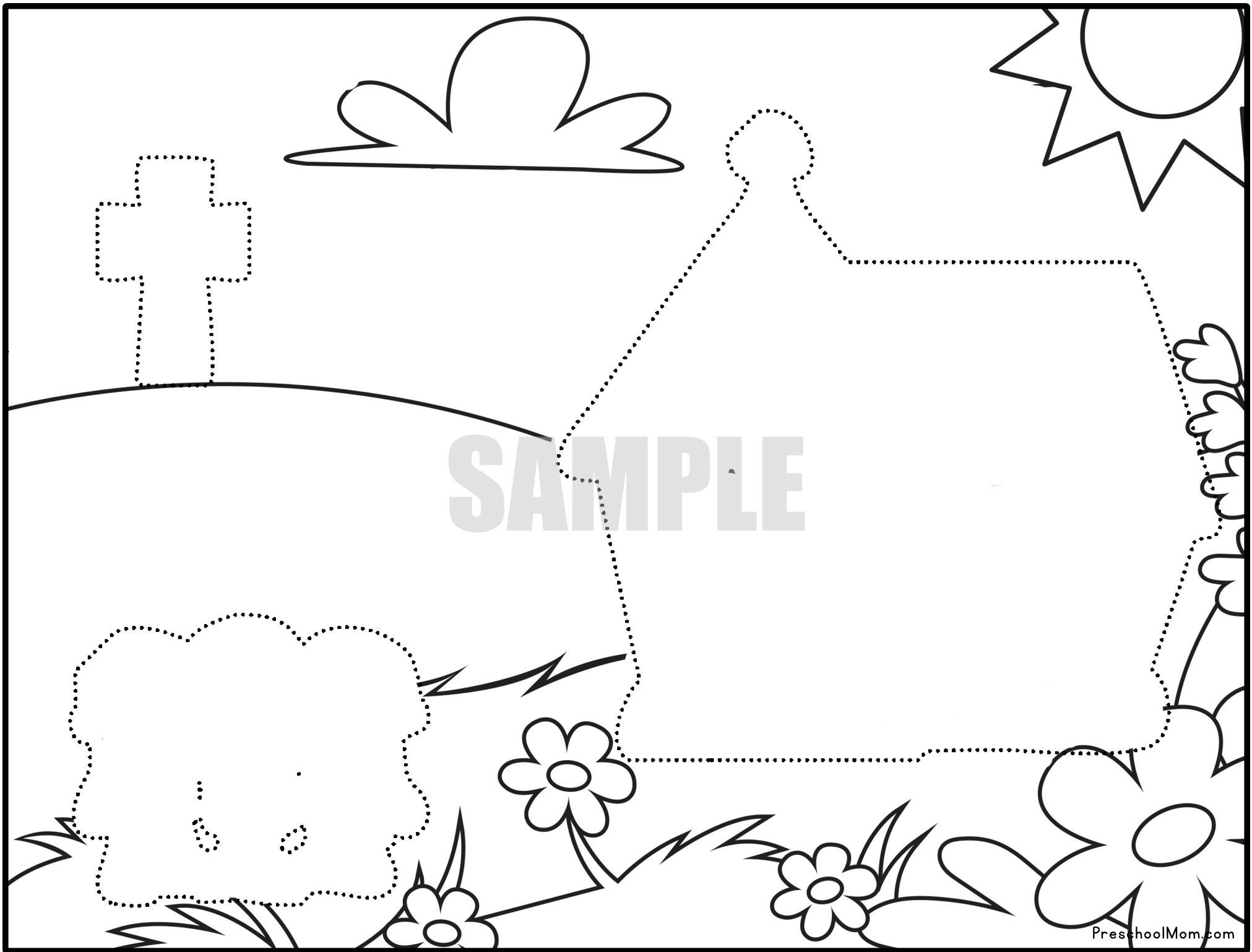
fig






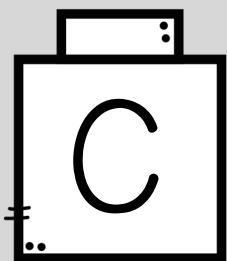
Cut & Paste

First, color each picture. Second, carefully cut along the dotted lines. Third, paste the pictures into the correct locations on the following page to complete the picture.




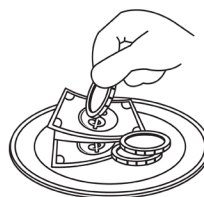



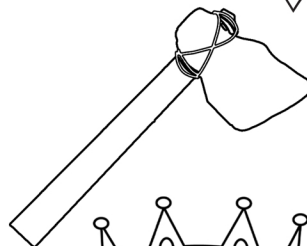


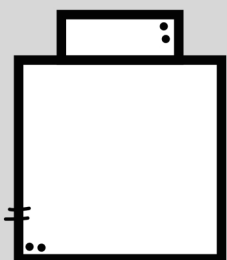


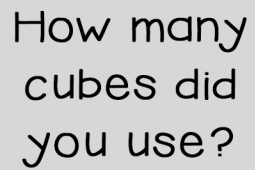
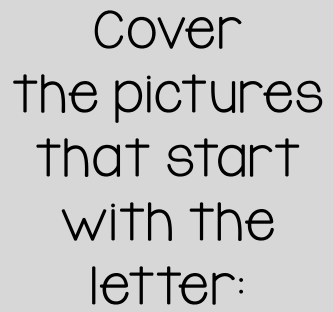


Cover
the pictures
that start
with the
letter:




How many
cubes did
you use?





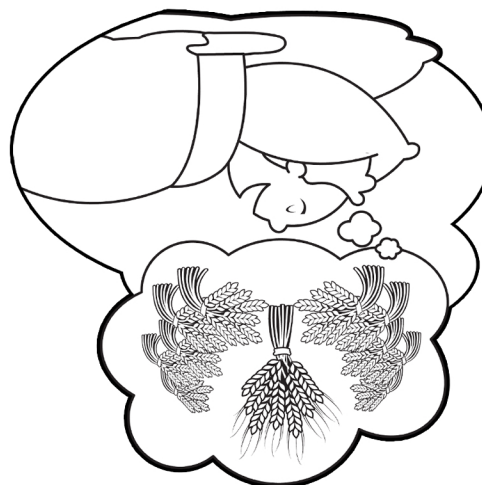
dove



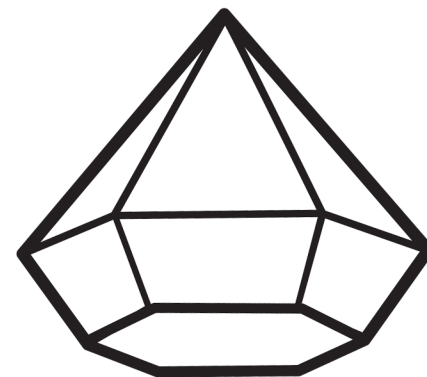
Deborah



dream




diamond





I can read:

- ★ diamond
- ★ dream
- ★ Deborah
- ★ dove
- ★ Daniel
- ★ Donkey

Daniel




donkey




Name: _____

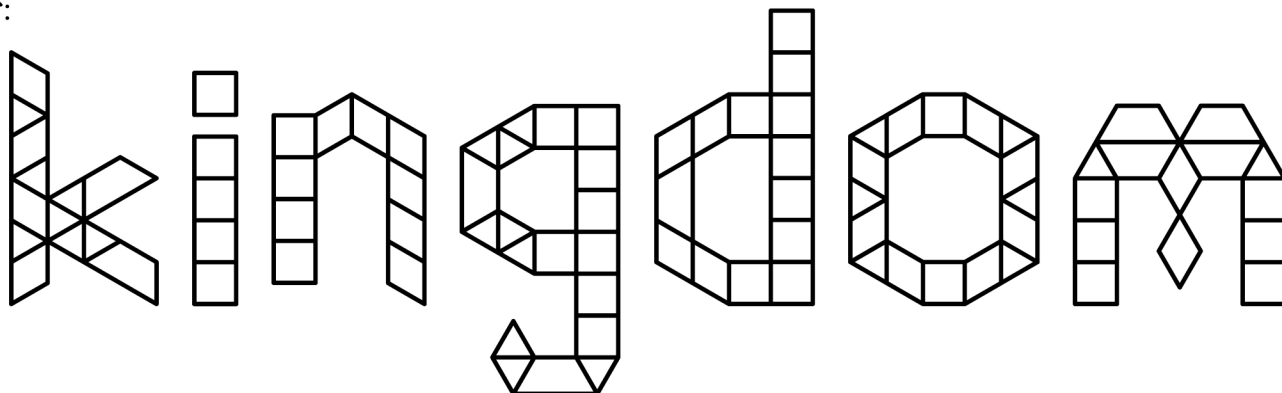
Build:



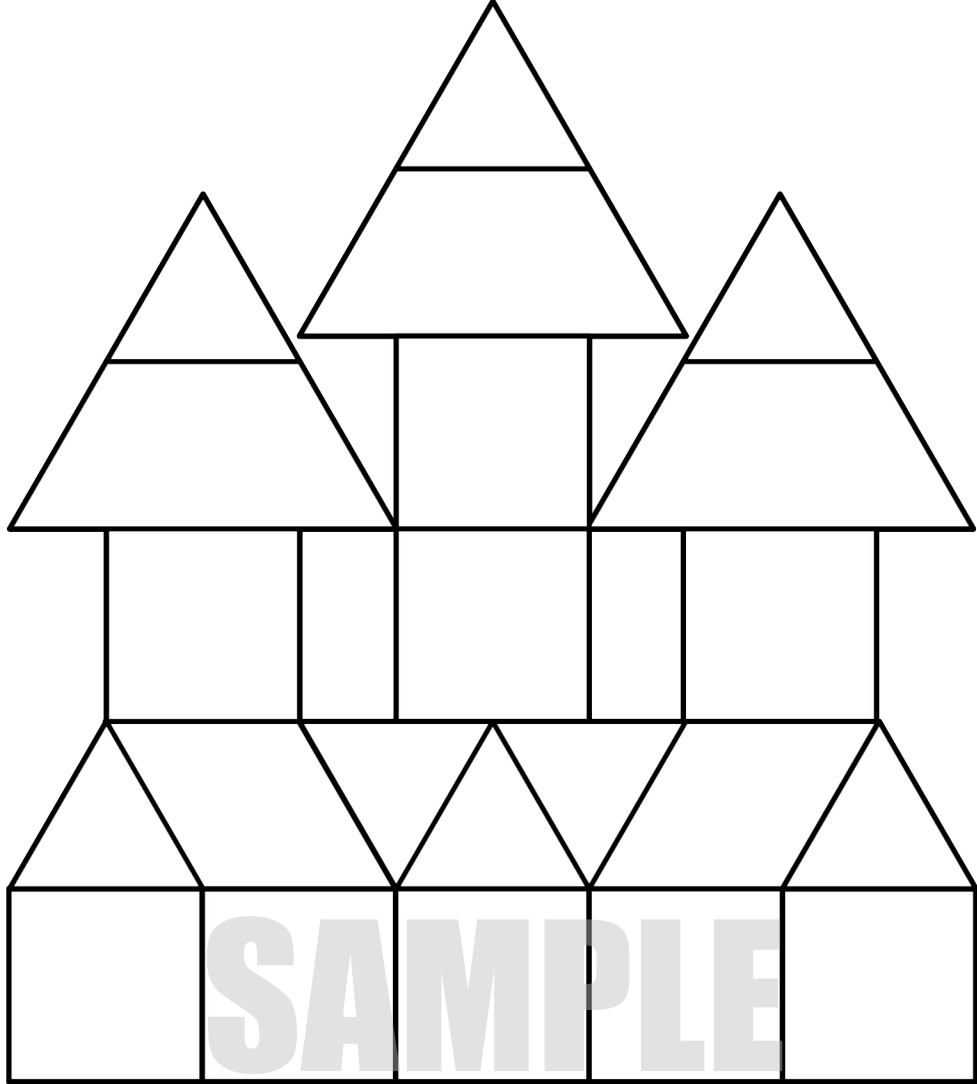
Report:





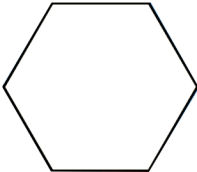



Color:



Build:



Report:

Color:

