

BIBLE REVIEW PACK



FOR USE WITH BIBLE LETTER OF THE WEEK



Bible ABC Review Pack

Full Copyright [Valerie McClintick LLC](#)

Images & Fonts Full Copyright: [Kari Bolt](#) [RamonaM](#) [Little Red's Clipart](#) [Pink Cat Studio](#) [Zip a Dee Doo Dah Designs](#) [Ink N Little Things](#)
[Kimberly Geswein Fonts](#) & [Fonts 4 Teachers](#)

Contents of this download are not to be stored in any sort of file sharing system or printed in mass quantity. **Piracy Copyright Laws Apply**, do not link directly to this PDF file, or in any manner present this file as your own digital content. Images hold full copyright and are not to be manipulated or altered in any way. You may not distribute this file in digital or physical format. This digital file, or the printed variation is not to be sold, or given away freely in any manner, including selling or giving away as a preassembled version of the product. This file is for your own personal homeschool, classroom, or educational use only. Please ensure you have purchased the proper licensing for classroom use.

For all copyright questions, please contact Valerie McClintick LLC: support@thecraftyclassroom.com

Visit our [Shop](#) for more Hands-On Learning:


A promotional image for 'The Crafty Classroom' curriculum. It features a background of colorful pencils in a cup. On the left, two book covers are shown: 'interactive SPELLING' and '50 States NOTEBOOK'. On the right, the text 'THE CRAFTY CLASSROOM' is displayed in a colorful, blocky font. At the bottom, the words 'SIMPLE LOW PREP HANDS-ON' are written in a small, sans-serif font, followed by 'HOMESCHOOL CURRICULUM' in large, bold, white letters with a dark blue outline.

interactive
SPELLING
HANDS-ON • GAMES • ACTIVITIES • TESTING
EXPECT & LEARN
EDITABLE
184 PAGES
SHEETS AUTO-FILL!
USE YOUR OWN
SPELLING WORDS!

50 States
NOTEBOOK
THE CRAFTY CLASSROOM
ARIZONA
MISSISSIPPI
184 PAGES

THE CRAFTY
CLASSROOM

SIMPLE LOW PREP HANDS-ON
**HOMESCHOOL
CURRICULUM**



Product Features:

The Bible ABC Review Pack is packed full of valuable Bible-themed writing exercises for uppercase and lowercase alphabet letters, problem solving mazes, coloring images, Bible Verse bookmark, and tracing exercises. They'll also enjoy memorizing 26 Bible verses with our Scripture Cards as they mark each passage memorized on the Shield of Faith Bible Verse Tracking Sheet! Your students will build Bible knowledge, hand eye coordination, problem solving skills, writing practice, critical thinking, and key fine motor skills.

Needs:


Students will need a set of colored pencils or crayons, glue, and scissors.

How to Use:

We recommend using our ABC Bible Review pages on a weekly basis. These alphabet review pages for kids are great for Sunday School, VBS, Children's Church, morning-work stations, early finisher activities, and take-home activities. Students will have ample opportunity to write and trace upper and lower case letters, color each Bible-themed image, and complete a challenging maze. Starting at an open entrance, students will use their writing utensil to follow the path under, over, and through as they make their way to the end. Teach students to look ahead for openings before marking path. After solving the mazes, encourage students should read aloud the sentences: "A is for Adam" then "A sounds like a-a-adam". As an added benefit, ask students to sound out the letter sound as they write; "A says aaaaa, B says buh".


Letter of the Day: B

What begins with B?




Read about the Word of God in John 1

b	j	B	b
e	a	f	b
b	c	A	o
B	S	P	b
a	B	w	B



B	B	
b	b	b
B	b	

B is for  "For the word of the Lord is right and true." Psalm 33:4

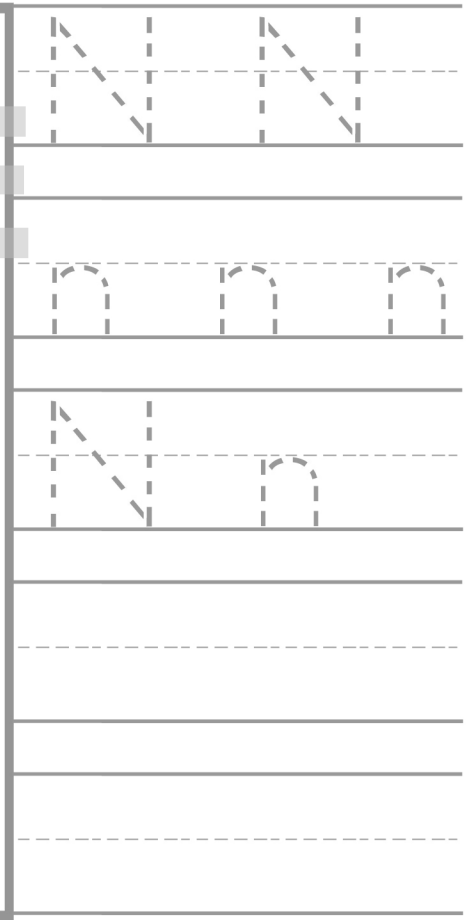

Letter of the Day: N


What begins with N?

N	N	I	m
N	n	z	n
i	M	n	I
N	m	H	n
n	N	h	N




Read about Noah in Genesis 6



N is for  "Noah found favor in the eyes of the LORD." Genesis 6:8

"Let us make man
in our image"

Genesis 1:26 KJV



www.PreschoolMom.com

Images (c) Kari Bolt & Miss Giraffe

"For the word of the
LORD is right; and all
his works are done in
truth." Psalm 33:4 KJV




www.PreschoolMom.com

Images (c) Kari Bolt & Miss Giraffe

"If you love me,
you will keep my
commandments.

John 14:15 ESV



www.PreschoolMom.com

Images (c) Kari Bolt & Miss Giraffe

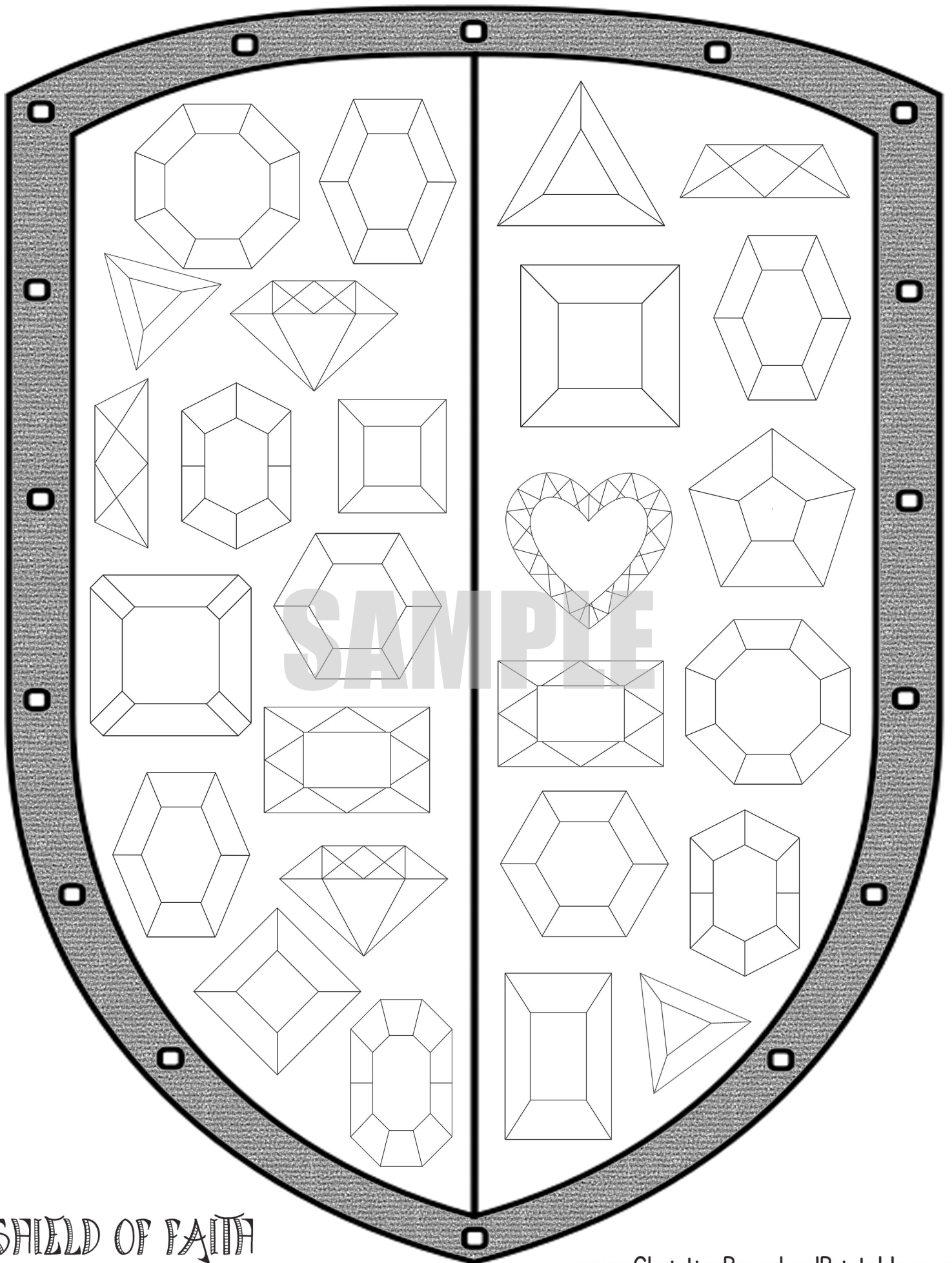
"God is our refuge
and strength"

Psalm 46:1 KJV



www.PreschoolMom.com

Images (c) Kari Bolt & Miss Giraffe



SHIELD OF FAITH



Shield of Faith Gemstones

1. Print shield onto carstock and laminate or glue to cardboard if possible.
2. Print gemstones onto sticker paper if you have it, if not copy paper and a glue stick work just as well.
3. Each week as your child completes their lessons and says their Bible verse, let them choose a gemstone to add to their shield.