


# PATTERN BLOCKS

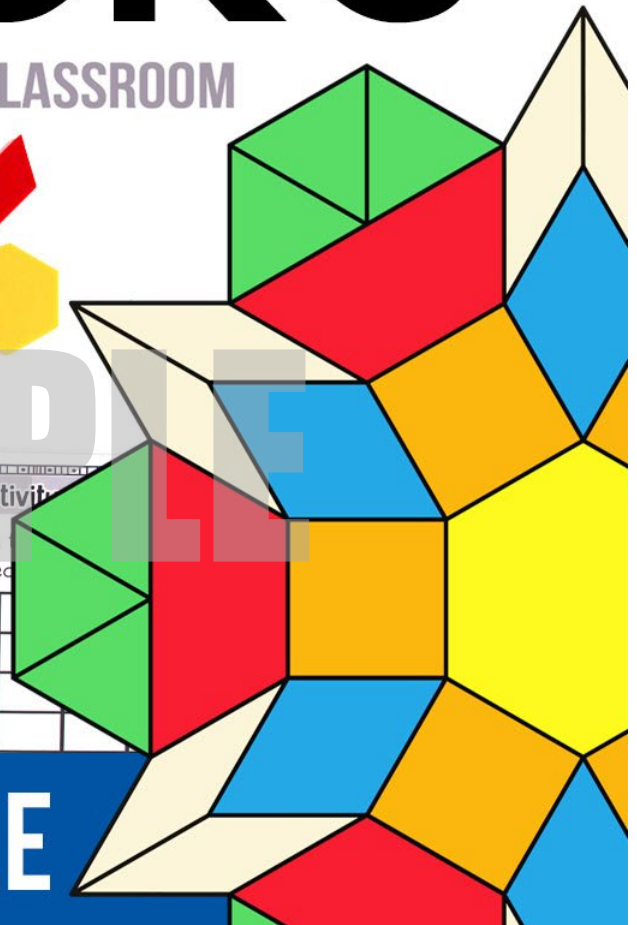
THE CRAFTY CLASSROOM



Pattern Block Activity

Count and graph  
blocks you used


700+ PAGE BUNDLE





## Pattern Block Activity Mats

Full Copyright [Valerie McClintick LLC](#)

Images & Fonts Full Copyright: [Hidesy's Clipart](#), [Little Red](#), [Zip a Dee Doo Dah](#), [Ramona M](#), [Victoria Saied](#) [KA Fonts](#), [KG Fonts](#)

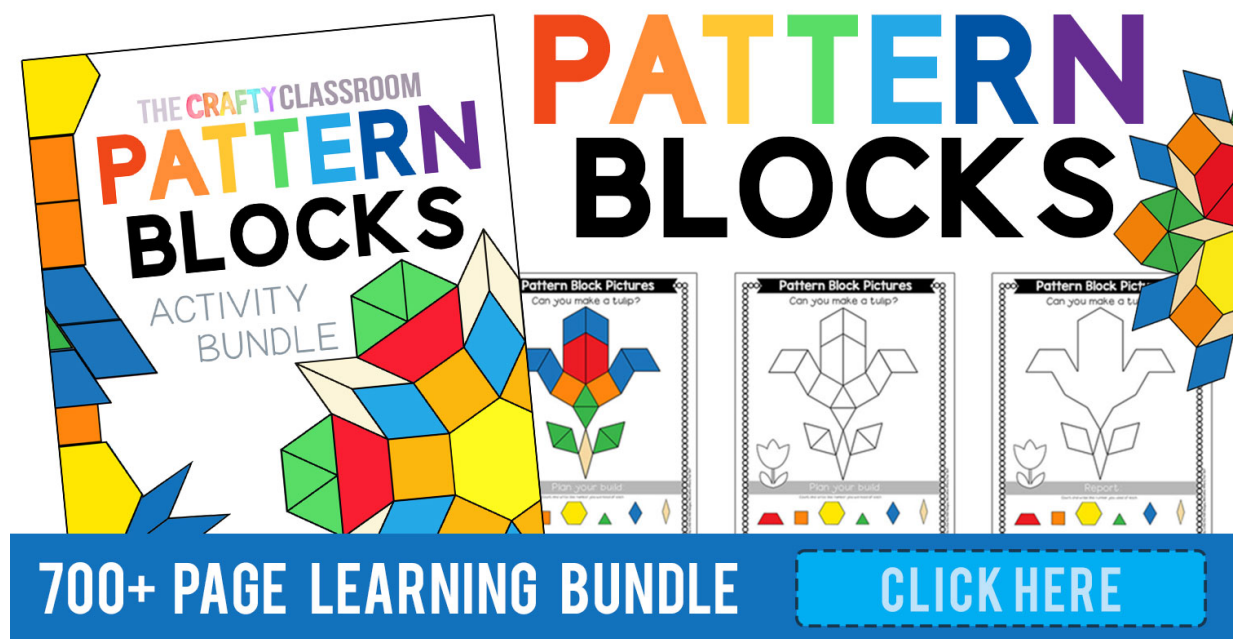
Contents of this download are not to be stored in any sort of file sharing system or printed in mass quantity. **Piracy Copyright Laws Apply**, do not link directly to this PDF file, or in any manner present this file as your own digital content. Images hold full copyright and are not to be manipulated or altered in any way. You may not distribute this file in digital or physical format. This digital file, or the printed variation is not to be sold, or given away freely in any manner, including selling or giving away as a preassembled version of the product. This file is for your own personal homeschool, classroom, or educational use only. Please ensure you have purchased the proper licensing for classroom use.

For all copyright questions, please contact Valerie McClintick LLC: [support@thecraftyclassroom.com](mailto:support@thecraftyclassroom.com)

Shop our [eStore](#) for more Teaching Resources:

# THE CRAFTY CLASSROOM





## Pattern Block Patterns Mats

### What's Included:

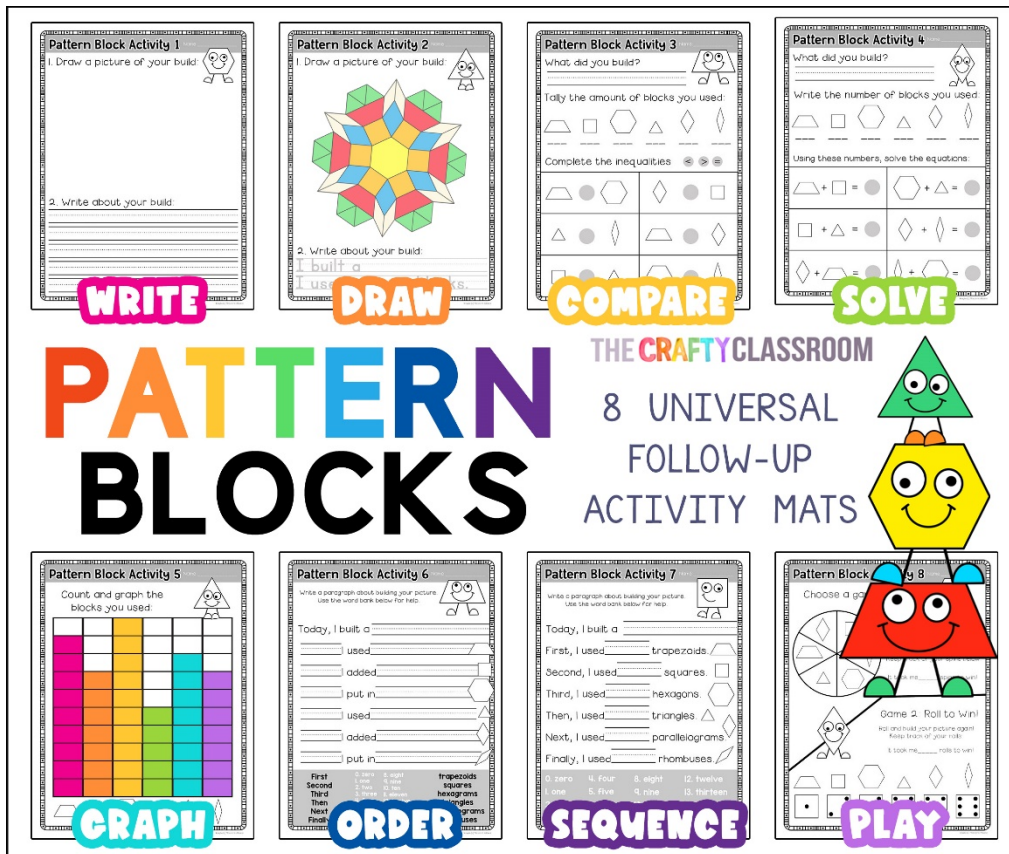
Approximately 100 unique Pattern Block Mats (Color & B&W of each) that includes a variety of mandalas, sequences, reflections, and patterns students will use with 3 different levels of abilities.

### Needs:

Students will need a set of pattern blocks and writing utensils (colored pencils, pencils).

### How to Use:

This set includes almost 100 pages of Pattern Block Mats and Activity Pages, with 8 universal multi-age follow-up activity pages. We recommend printing out the mats, placing them in page protectors and storing them in a three-ring binder for future use.



### Draw and Write (Advanced)

Students draw a picture of what they built, then write a sentence or two in the space provided.

### Count & Graph (Intermediate)

Students count and graph the number of each block used for the picture.

### Draw and Write (Easy)

This worksheet is an easier version of the above with two guided writing prompts for younger students to help with proper sentence structure and ideas.

### Paragraph (Advanced)

Students write a step-by-step paragraph describing their picture build. A word bank is available for sequencing words, number words, and shape words.

### Tally Marks & Inequalities (Advanced)

Students count and tally up each of the blocks they used for their picture then use numbers to solve inequalities with less than, greater than & equal signs.

### Paragraph (Easy)

This worksheet is an easier version of the above including guided writing and number words available in the word bank.

### Count & Add (Intermediate)

Students count and report the number of blocks used for each picture. Then, using those numbers, add to solve the addition equations.

### Spin & Roll Games

Students choose one of the two games available to rebuild their picture and count how many spins or rolls it took to win the game.