

THE CRAFTY CLASSROOM

50 States NOTEBOOK





50 States Notebook: USA Activity Pack

Full Copyright [Valerie McClintick LLC](#)

Images & Fonts Full Copyright: [Valerie McClintick LLC](#), [Keeping Life Creative](#), [Dancing Crayon Designs](#), [Jax & Jake](#), [35 Corks Art Studio](#)

Contents of this download are not to be stored in any sort of file sharing system or printed in mass quantity. **Piracy Copyright Laws Apply**, do not link directly to this PDF file, or in any manner present this file as your own digital content. Images hold full copyright and are not to be manipulated or altered in any way. You may not distribute this file in digital or physical format. This digital file, or the printed variation is not to be sold, or given away freely in any manner, including selling or giving away as a preassembled version of the product. This file is for your own personal homeschool, classroom, or educational use only. Please ensure you have purchased the proper licensing for classroom use.

For all copyright questions, please contact Valerie McClintick LLC: support@thecraftyclassroom.com

Visit our [Shop](#) for more Hands-On Learning:


interactive **SPELLING**
HANDS-ON • GAMES • ACTIVITIES • TESTING
SHEETS AUTO-FILL!
USE YOUR OWN SPELLING WORDS!

50 States
NOTEBOOK

THE CRAFTY CLASSROOM

SIMPLE LOW PREP HANDS-ON

HOMESCHOOL CURRICULUM



Product Features:

This is an engaging set of 50 States Worksheets with Notebooking Journals for researching and recording fun facts about the fifty states. Designed for multiple ages and abilities, your students will write key details about each state while exercising important skills such as writing, drawing, researching facts, and mapping each state of the union. These fun-filled, hands-on worksheets include no-prep journal pages and cover multiple subjects such as geography, writing, reading, art, and history. Plus, students will reinforce their learning with our engaging Bingo and Roll Across America games.

Needs:

Students will need a set of writing utensils such as colored pencils or crayons.

How to Use:

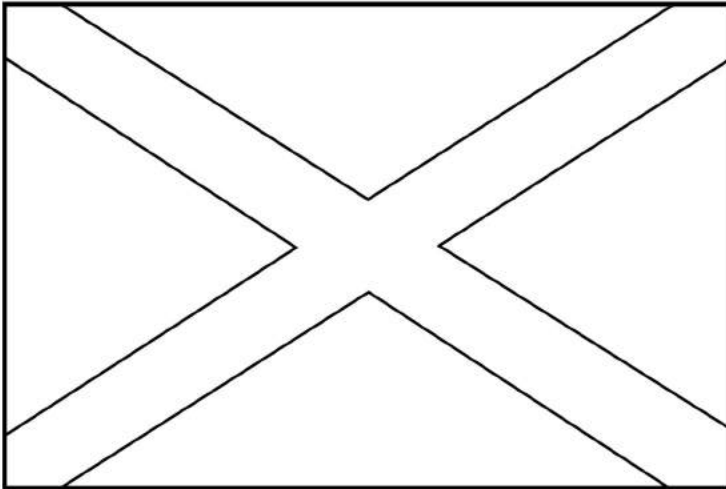
Our 50 States activity worksheets are perfect as a unit study or throughout the entire year on a daily or semi-daily basis. Students will significantly increase interaction and retention on all fifty states by learning each state flag, state abbreviation, state nickname, state flower, and state bird. In addition, students have opportunities to build grammar and writing skills by recording their knowledge using proper sentence format and following correct grammar rules. Continue to engage your students by instructing them to color each state's image and geographical location on the map. Encourage students to follow directions and note important detail of landscape by drawing the capitals and any rivers, lakes, and mountains. Use our hands-on games to engage students for long-lasting and exciting memories.

ALABAMA

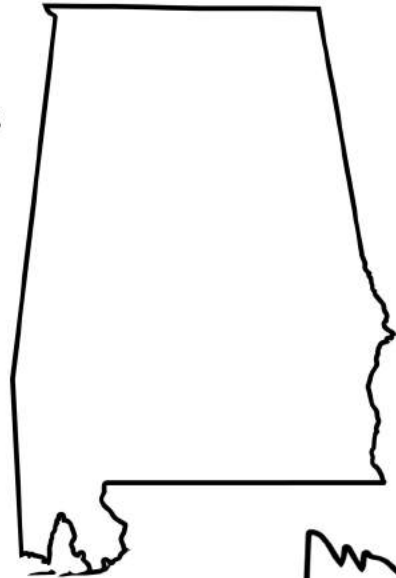


MAP IT

COLOR
THE
FLAG



DRAW
-CAPITAL
-RIVERS
-LAKES
-MOUNTAINS




ABBREVIATION:

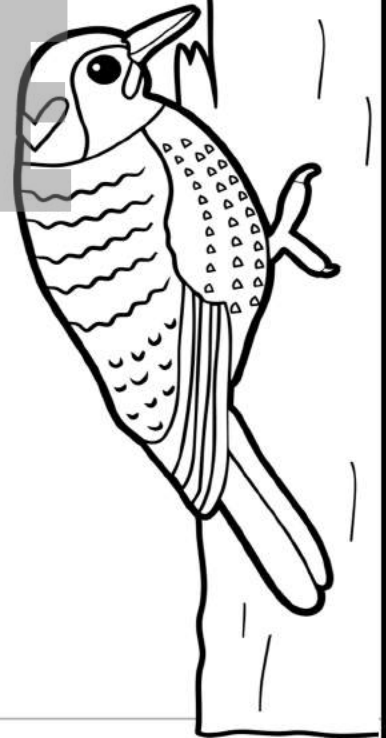
STATE #

NICKNAME

STATE FLOWER:




STATE BIRD:



FACTS & NOTES:

IOWA

COLOR THE FLAG




MAP IT



DRAW
-CAPITAL
-LAKES

-RIVERS
-MOUNTAINS




ABBREVIATION:

STATE #


NICKNAME

STATE FLOWER:

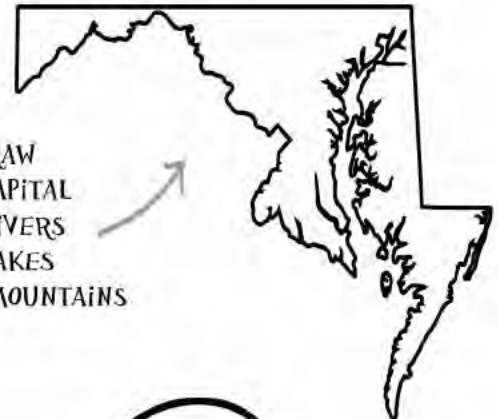
STATE BIRD:



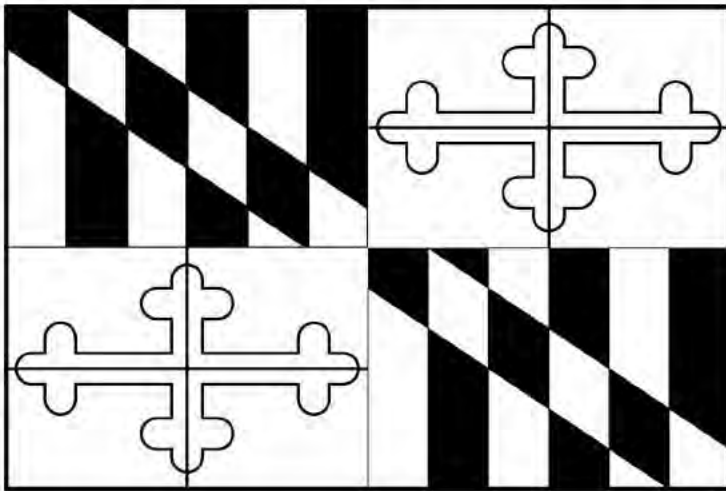
FACTS & NOTES:



MARYLAND



COLOR THE FLAG



ABBREVIATION:

STATE #

NICKNAME

STATE BIRD:

STATE FLOWER:

FACTS & NOTES:

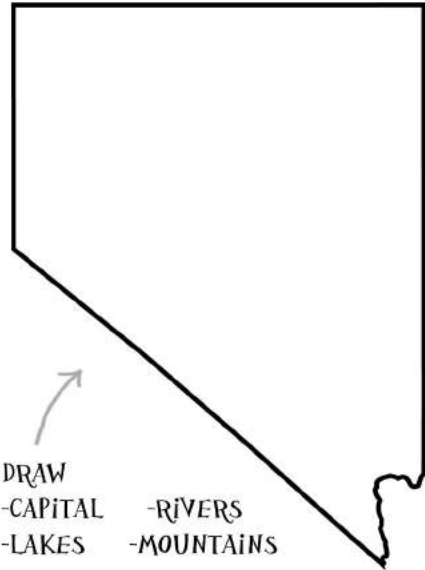


NEVADA



MAP IT

COLOR THE FLAG



DRAW
-CAPITAL
-LAKES

-RIVERS
-MOUNTAINS

ABBREVIATION:

STATE #



NICKNAME

SAMPLE

STATE BIRD:

STATE FLOWER:


























FACTS & NOTES:





BINGO


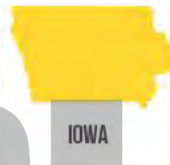























USA

 FLORIDA	 GEORGIA	 ARIZONA	 MISSISSIPPI	 DELAWARE
 INDIANA	 COLORADO	 MINNESOTA	 CONNECTICUT	 HAWAII
 ALASKA	 LOUISIANA	 FREE	 ARKANSAS	 ALABAMA
 MASSACHUSETTS	 CALIFORNIA	 IDAHO	 ILLINOIS	 IOWA
 MAINE	 KENTUCKY	 KANSAS	 MARYLAND	 MICHIGAN

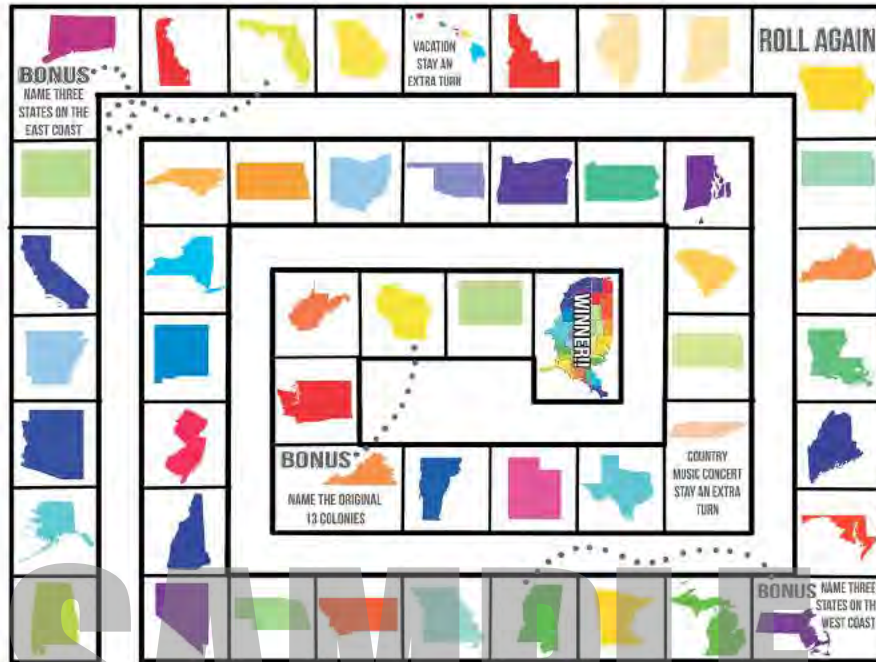


BINGO

USA

 CALIFORNIA	 IOWA	 ALABAMA	 KENTUCKY	 IDAHO
 ILLINOIS	 MASSACHUSETTS	 MISSISSIPPI	 ALASKA	 MAINE
 KANSAS	 MICHIGAN	 FREE	 INDIANA	 MARYLAND
 GEORGIA	 DELAWARE	 MINNESOTA	 COLORADO	 FLORIDA
 LOUISIANA	 ARIZONA	 HAWAII	 ARKANSAS	 CONNECTICUT

ROLL ACROSS AMERICA



Materials Needed: Dice, Game Markers, Printable Gameboard.

Game Play: Roll the die and move your player accordingly. Once landed you must say the name of your state (or state and capitol for older students). If you don't know the answer you must return to where you player was before and it's the next person's turn. If you land on a bonus you must first say your state (and or capitol). Once correct, you can answer the bonus question for a chance to move ahead as instructed. First player to the Winner spot wins.