

# fine motor NUMBERS



**PRESCHOOLMOM.COM**



## Fine Motor Numbers Bundle

Full Copyright [Valerie McClintick LLC](#)

Images & Fonts Full Copyright: [Kari Bolt](#), [RamonaM](#), [KG Fonts](#)

Contents of this download are not to be stored in any sort of file sharing system or printed in mass quantity. **Piracy Copyright Laws Apply**, do not link directly to this PDF file, or in any manner present this file as your own digital content. Images hold full copyright and are not to be manipulated or altered in any way. You may not distribute this file in digital or physical format. This digital file, or the printed variation is not to be sold, or given away freely in any manner, including selling or giving away as a preassembled version of the product. This file is for your own personal homeschool, classroom, or educational use only. Please ensure you have purchased the proper licensing for classroom use.

For all copyright questions, please contact Valerie McClintick LLC: [support@thecraftyclassroom.com](mailto:support@thecraftyclassroom.com)

Visit our [Shop](#) for more Hands-On Learning:

A promotional image for 'The Crafty Classroom' featuring two product boxes on the left: 'interactive SPELLING' and '50 States NOTEBOOK'. The background is a close-up of a cup filled with various colored pencils. The text 'THE CRAFTY CLASSROOM' is in the top right, and 'SIMPLE LOW PREP HANDS-ON HOMESCHOOL CURRICULUM' is at the bottom in large, stylized fonts.

THE CRAFTY CLASSROOM

interactive SPELLING  
HANDS-ON • GAMES • ACTIVITIES • TESTING  
SHEETS AUTOFILL!  
USE YOUR OWN SPELLING WORDS!

50 States NOTEBOOK  
EDITABLE 184 PAGES

SIMPLE LOW PREP HANDS-ON

HOMESCHOOL CURRICULUM

# fine motor NUMBERS



## Product Features:

This is a set of beginning, printable fine motor number activities for young learners. Your students will learn their beginning numbers using number names, building key fine motor skills, number recognition, number formation, counting, one-to-one correspondence, ASL, and so much more!

## Needs:

Students will need the following materials for the entire Fine Motor Numbers Collection:

- Colored Pencils or Markers
- 5 x 5 Geoboard
- Dab Markers
- Toy Car
- Playdough
- Geometric Pattern Blocks
- Scissors
- Glue
- Colored Pom Poms
- QTips
- Popsicle Sticks
- Colored Snapcubes
- Stamp Pads
- Small Letter Stamps

## How to Use:

We recommend using these activity pages on a daily or semi-daily basis. These number activities for kids are great for morning-work stations, early finisher activities, and take-home worksheets.

**SAMPLE**

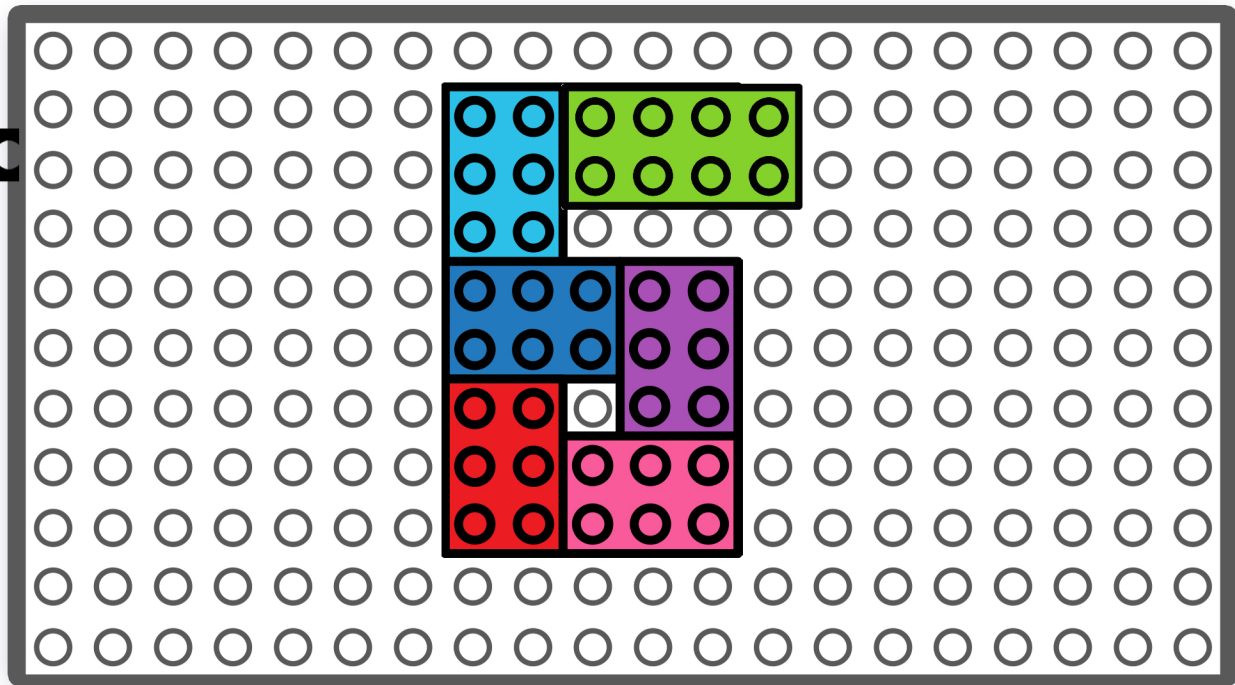


1



one







Images (c) Zip a Dee Doo Dah Designs, Kari Bolt

## BUILD & REPORT


Tally: Today, I used \_\_\_\_\_ bricks  
to build the number \_\_\_\_\_.



\_\_\_\_\_



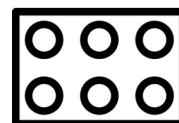



\_\_\_\_\_



\_\_\_\_\_

Compare:

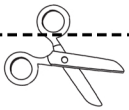


Graph:


	1	2	3	4	5	6	7	8	9	10	11	12	13	14	15

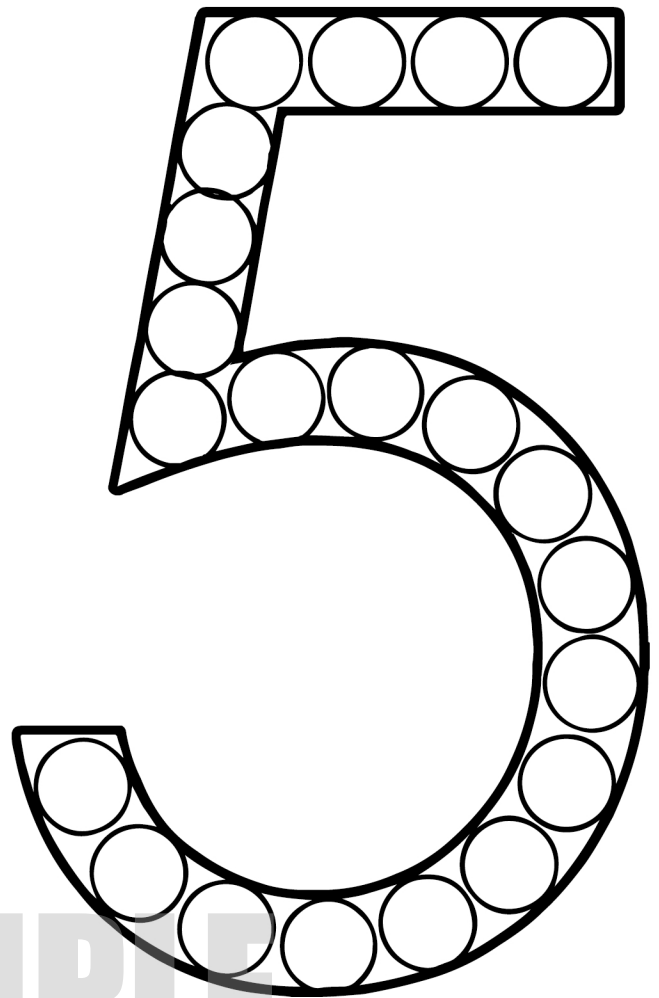
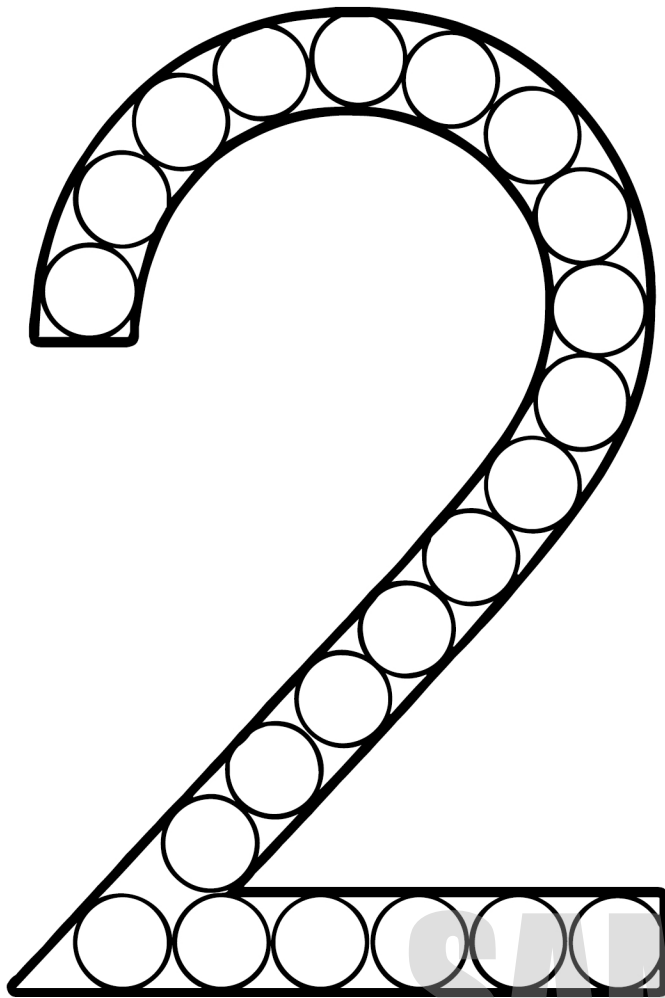
# Cut & Paste Number Puzzle

--	--	--	--	--




Cut and paste the number strips in sequential order above:






Find & Dab:

SAMPLE



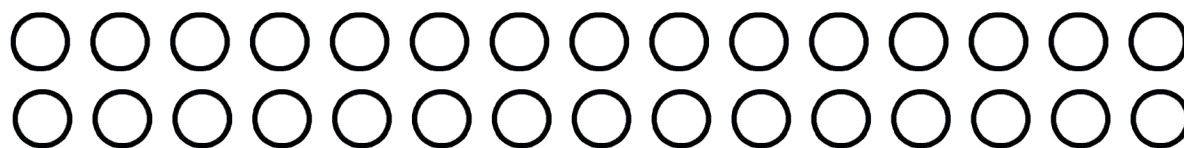



thirteen



13 13


13 13



SAMPLE


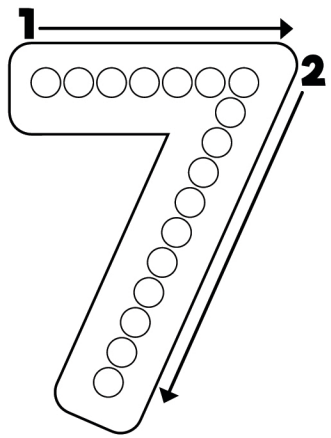


# 16

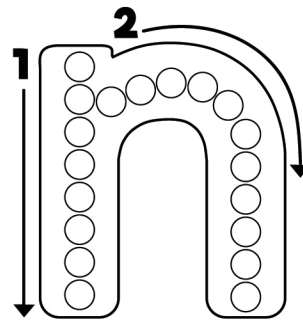
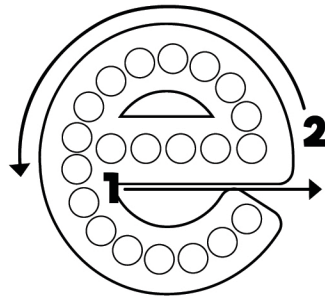
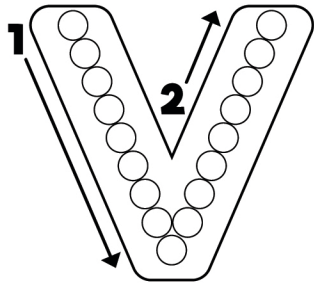
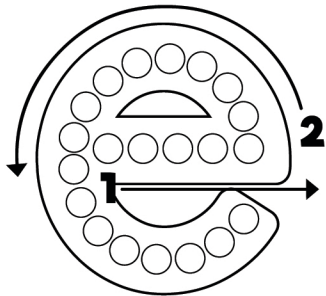
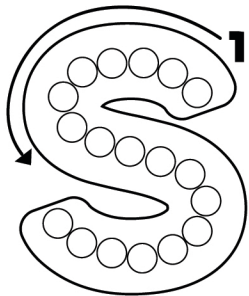


SAMPLE






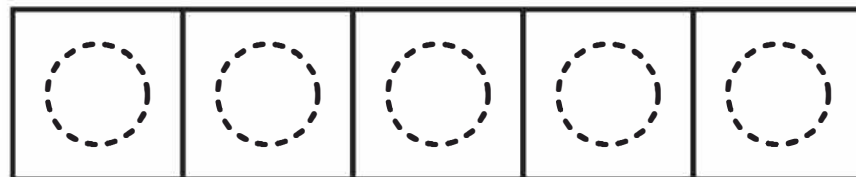
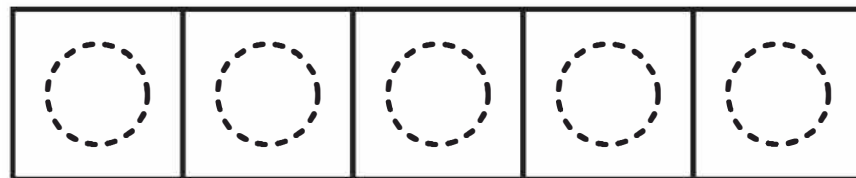
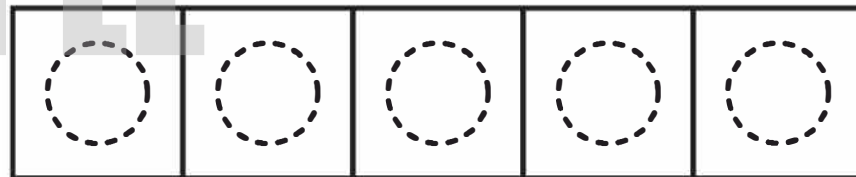
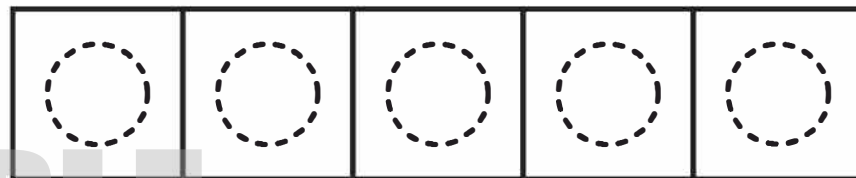
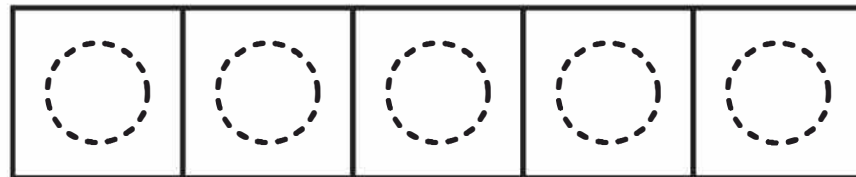
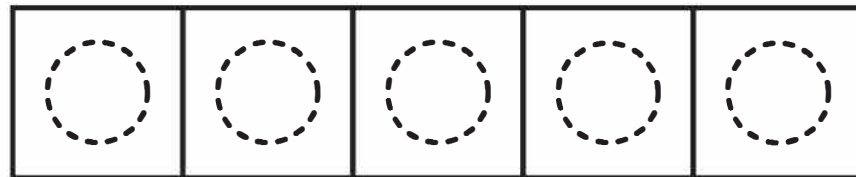
SAMPLE




# 26




SAMPLE

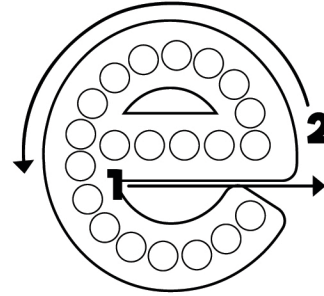
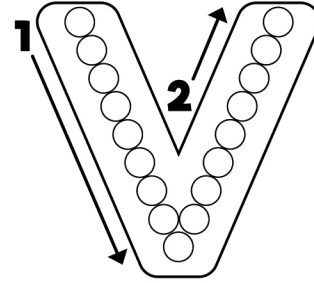
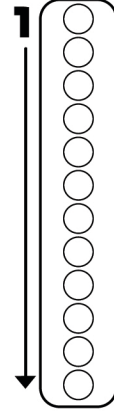
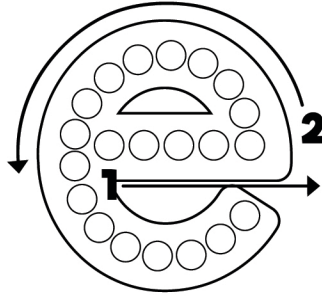
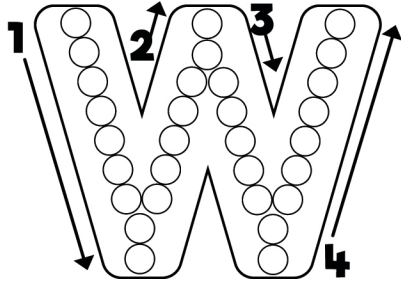
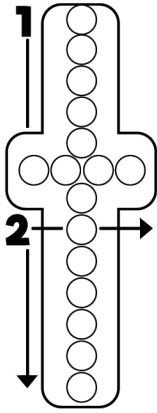

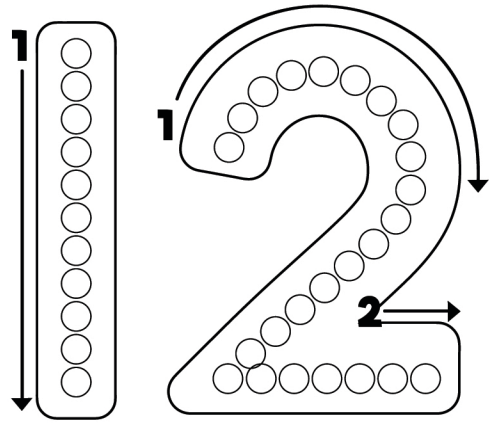





SAMPLE

seven





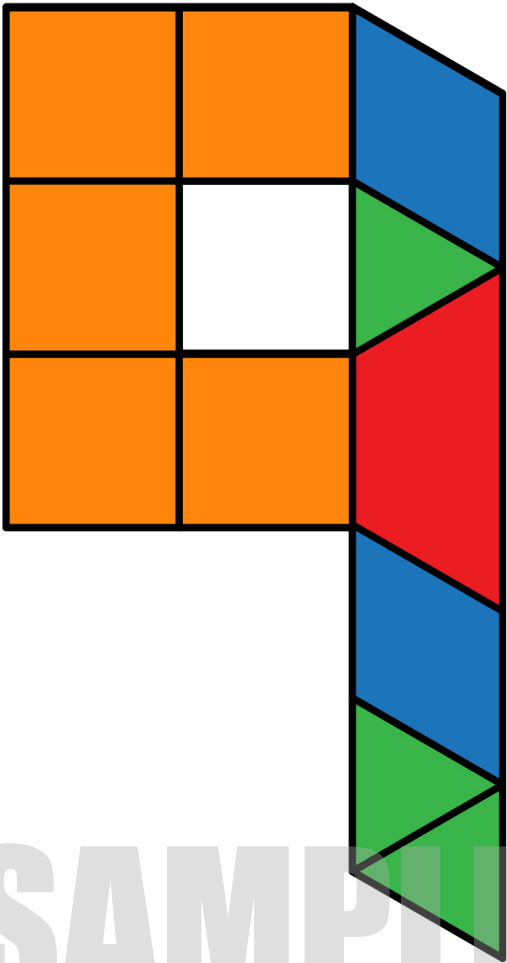










seven



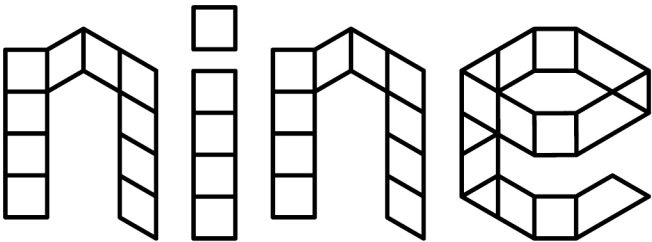
Build:



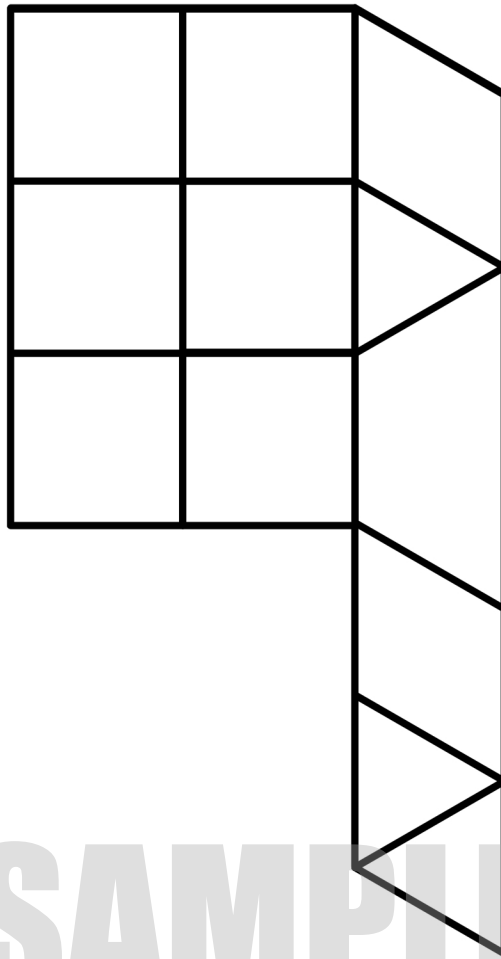
Report:

Color:

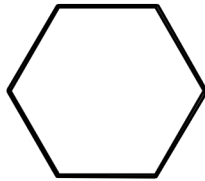



Build:



SAMPLE

Report:



--	--	--	--	--	--

Color:

