

Thank you for your purchase of this editable resource!

Please follow the steps exactly to use your product:

IMPORTANT: HOW TO EDIT INSTRUCTIONS

YOU MUST OPEN THESE FILE WITH ADOBE READER.

OPENING THE FILE IN A BROWSER OR OTHER PROGRAM WILL NOT ALLOW EDITING.

Step 1: [DOWNLOAD A FREE COPY OF ADOBE READER HERE](#). INSTALL IT ON YOUR COMPUTER. (YOU MAY NEED TO RESTART YOUR COMPUTER AFTER INSTALL)

Step 2: DOWNLOAD THE PDF FILES TO YOUR COMPUTER. YOU MUST DOWNLOAD THEM TO A **DESKTOP COMPUTER**. PHONES, TABLETS etc...WILL NOT WORK.


Step 3: FIND THE EDITABLE FILE ON YOUR COMPUTER. RIGHT CLICK THE FILE AND CHOOSE **OPEN WITH ADOBE READER**. NOT ALL COMPUTERS WILL OPEN AUTOMATICALLY WITH ADOBE READER SO THIS STEP IS NECESSARY. DO NOT OPEN THE FILE WITH ADOBE XI, OR OTHER ADOBE PROGRAM, IT MUST BE ADOBE READER.

Step 4: ONCE YOU HAVE OPENED THE FILE IN ADOBE READER, CLICK THE EMPTY TEXT BOX AND TYPE YOUR WORD. THE WORD WILL POPULATE FOR ALL PAGES. (YOU MAY NEED TO GIVE IT A MOMENT, SCROLL DOWN, CLICK AWAY etc...)

Step 5: CLICK "PRINT." OR, "**SAVE AS**" TO SAVE A COPY OF THE FILE WITH THE WORD, JUST **BE SURE TO NAME IT SOMETHING UNIQUE**. IF YOU DON'T RENAME IT OR IF YOU CLICK "SAVE" INSTEAD OF "SAVE AS" YOU WILL OVERWRITE YOUR EDITABLE VERSION OF THE FILE. IF YOU ACCIDENTLY OVERWRITE YOUR EDITABLE VERSION, RETURN TO THE STORE AND DOWNLOAD ANOTHER EDITABLE COPY OF THE FILE AND SAVE IT TO A NEW LOCATION.

EDITABLE

TYPE YOUR OWN LIST ONCE!



HANDS-ON GAMES ACTIVITIES TESTING

SPELLING



Editable Weekly Spelling Activity Pack

PreschoolMom.com

Not to be stored in any file sharing database or group for any reason.

YOU MAY NOT EDIT & SELL (OR GIVE AWAY FREE) YOUR VERSION OF THIS PRODUCT. IT IS FOR YOUR PERSONAL USE ONLY. NO OWNERSHIP RIGHTS ARE TRANSFERRED, FULL COPYRIGHT REMAINS WITH VALERIE MCCLINTICK LLC.

Not to be printed in mass quantity.

Images & Fonts © [Kari Bolt Clipart](#), [Dancing Crayon Designs](#), [Jessica Ann Stanford](#), [Lidia Barbosa](#), [Little Red's Clipart](#), [Party Head Graphics](#), [Print Designs by Kris](#), [Rainbow Sprinkle Studio](#), [TriOriginals](#), [Teaching Happy Hearts](#), [Whimsy Clips](#), [Zip a Dee Doo Dah Designs](#)

Cover Image and Logo full copyright

Shop our [eStore](#) for more Teaching Resources:





Editable Fine Motor Spelling Pack

REQUIRED MATERIALS

- Dice
- Bingo Daubers
- Spinner (or Pencil & Paperclip)
- Scissors
- Crayons
- Markers

What's Included:

This pack includes 18-pages of spelling list games, activities, and assessment resources.


How to Use:

Follow the 5-Step instructions on the first page of this document (see above). Then, on the first editable page of the document, you'll type in your spelling list one time. It will then autofill to the other pages in the pack!

You can type up to 12 word into this spelling list pack (we suggest 10 new words, and 2 review words). It's not recommended to use less than 12 words as many of the games require the correct amount to be played properly. If your student is working on less than 12 words, simply type in additional review words to ensure the activities are filled completely. There is no harm in practicing previous spelling words.

You can then "Print" and/or "Save As" so your student can work on that word with all the different activities. Just be sure to rename the file to something unique when you save.

SPELLING WORD LIST:





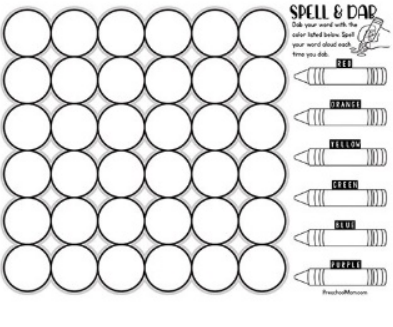



1.	7.
2.	8.
3.	9.
4.	10.
5.	11.
6.	12.

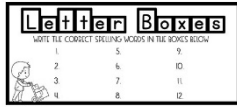
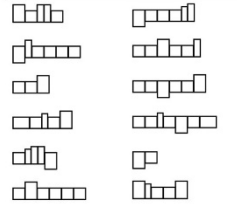
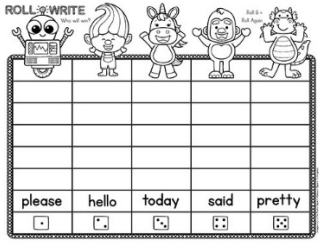
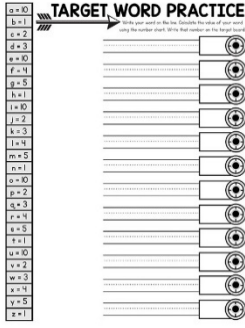

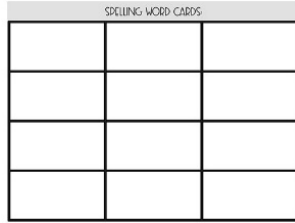
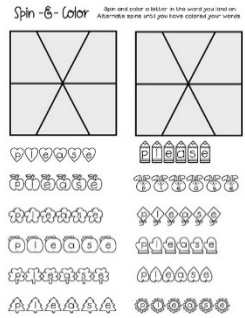

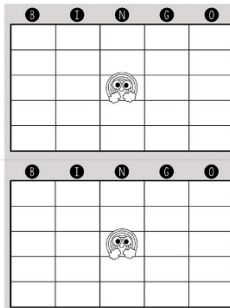

MY SPELLING WORD LIST:

1.	2.	3.	4.	5.	6.	7.	8.	9.	10.	11.	12.
----	----	----	----	----	----	----	----	----	-----	-----	-----

Spelling Word List: Once you type your word list into the editable file (preview shown above), the words will autofill in the following worksheets. If you'd like to save your document read the instructions on the first page of this file.

Editable Hands-On Spelling Overview:			
	Activity 1	Activity 2	Activity 3
Monday:			
	Spelling PreTest (Optional) If you'd like to see you're your student knows beforehand, you can have them take the spelling pretest. This is also helpful for students to see their own progress.	Robot Roll Game Students roll the dice, add the number. Students match the number they rolled to their spelling words and write that word in the empty box.	Inspect & Trace Students identify consonants & vowels, tracing their spelling word with different colors. Next, students circle the number of syllables in their word.
Tuesday:			
	Spelling Practice: Students practice writing their spelling words. Words are written along the right side of the paper where students can fold, cover, or peek as needed.	Dab & Spell Aloud Students use bingo daubers to find and dab their word. Each time they dab, students spell the word aloud.	Word Worm Students spin and read their spelling word aloud. Students then write the word on a worm and spin again.

Overview <cont...>

	Activity 1	Activity 2	Activity 3
Wednesday:	  Letter Boxes Students write their spelling words in the shaped boxes. The shapes of the boxes give students a clue as to what letter might fit in the box.	 Roll & Write Students roll the dice and practice writing their spelling words in the columns. First column to fill up is the winner!	 Target Word Practice Each letter has a number value. Students write their words, then calculate the value based on the number chart.
Thursday:	 Rainbow Alphabet Students write their words in alphabetical order. Then students write their words in rainbow colors.	 Spelling Word Cards This set provides you with spelling word cards for each of your spelling words. Cards can be used for flashcards, or as a memory	 Spin & Dab Students spin and dab a letter from the word they land on until the word is spelled completely. Students read and spell each word aloud. Crayons can be substituted in place of a dauber.
Friday:	 Mystery Spelling Word Jumble Students decipher the spelling word by identifying the beginning letter of each picture and writing the letters in order on the line.	 Spelling List Bingo Students play spelling BINGO in small groups with these bingo boards cards. Since each word has the possibility to be called multiple times, students can choose strategically.	 Spelling Bee Game Students practice spelling their words as they collect each one for their game board. Students must collect and spell each word correctly to win the game. Full instructions provided on the game board. (2 pages)

