


BUILDING BRICKS





PRESCHOOL
MOM

Building Bricks Activity Pack: Spring

PreschoolMom.com

Full Copyright [Valerie McClintick](#)

Not to be stored in any file sharing database or group for any reason.

Not to be printed in mass quantity.

Images © [Hidsey's Clipart](#), [Jax & Jake](#), [Kari Bolt Clipart](#), [Little Red's Clipart](#), [Zip a Dee Doo Dah Designs](#)

Cover Image and Logo full copyright.

Check out our [Year-Long Fine Motor Bundle](#) for more fun!



FINE MOTOR
Year-Long Bundle

GEOBOARDS **DAB & DOT**
MAZES **BRICKS**
TRACING **PUZZLES**
PLAY DOUGH **CUT & PASTE**
POM-POM **PIN & POKE**

and so much more....



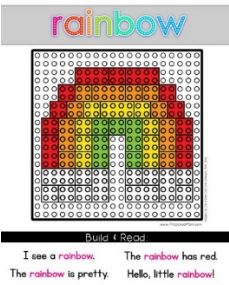
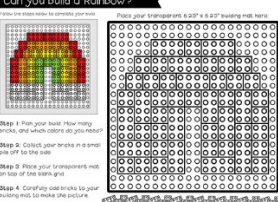
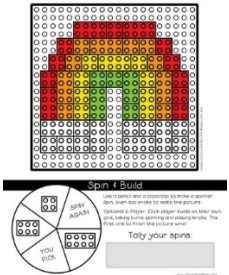



BUILDING BRICKS BUNDLE PACK

What's Included:

This bundle set includes four differentiated activities covering a variety of seasons and holidays. Each level is organized into different sections with the following progression of pictures:

- Fall
- Winter
- Spring
- Summer
- Thanksgiving
- Christmas
- Valentine's Day
- St. Patrick's Day
- Easter
- Earth Day
- Fourth of July

Required Materials: Students will need bricks such as LEGO™ or Strictly Briks™ in a variety of colors. Brick sizes will be 2x2, 2x3, or 2x4. No other sizes are needed for this pack. Optional: It is recommended that students have a base mat 6.25 x 6.25" or larger to build their pictures. Younger students might benefit from a transparent 6.25" square base they can place exactly over the building mats to see where to place their bricks (see the medium level below).

Activity	Description	Page
 <p>Build & Read</p> <p>Students build the picture then practice finding their word in the sentences below. Encourage young students to say the word as they touch it with their finger. Older students can read the sight word sentences for reading practice, or write them on their own notebook paper.</p>		
 <p>Look & Build</p> <p>Students follow the steps to plan then recreate the picture without a colorful template. Students must look at the smaller colored grid for reference as they recreate the build on their mat.</p>		
 <p>Building Skills</p> <p>Students complete the reading and math activities as they build the pictures. Each picture has a different skill for students to showcase. Graphing, Tally Marks, Inequalities, Planning, Roll & Build, Spin & Build, Sight Word Writing.</p>		
 <p>Brick Building Task Cards</p> <p>These colorful task cards are great for creating your own math centers. Students chose a card, create the picture and answer the question. Follow-up with one of the worksheets below.</p>		
 <p>Build of the Day Worksheet (Colors)</p> <p>This version asks students to model, write, count, & tally. Students are then asked to graph and compare the different colors in their build.</p>		
 <p>Build of the Day Worksheet (Sizes)</p> <p>This version asks students to model, write, count, & tally. Students are then asked to graph and compare the sized bricks used in their build.</p>		

