

Review Pack

R E A D



R.E.A.D. Review Weeks 1-4

Slam



R.E.A.D. Review Weeks 1-4

My Cat Sam



28

Corresponding Early Readers
Covering Phonics & Sight Words



R.E.A.D. Review Pack: 28 Early Readers

www.KindergartenMom.com

Full Copyright [Valerie McClintick](#) & Lacey Falco


Not to be stored in any file sharing database or group for any reason.

Not to be printed in mass quantity.

Images © [Kari Bolt Clipart](#), [Ramona M. Graphics](#), [Marcelle's KG Zone](#), [Little Red's Clipart](#), [Whimsy Clips](#), [Sarah Pecorino](#), [Glitter Meets Glue Designs](#), [2 Super Teachers](#), [Blue Bees Graphics](#), [Pink Cat Studio](#), [Dorky Doodles](#)

Cover Image and Logo © 123rf/Zoya Lipets & Mighty Island

This Review Pack coordinates with our 36-Week [Learn to Read Curriculum Notebook](#)





General Overview

This R.E.A.D. Review pack contains 28 early reader booklets for students to build word family and sight word fluency. Each leveled book coordinates perfectly with our 36-week [R.E.A.D. Curriculum Notebook](#) and is best implemented when following the weekly outline below. This review set will review word families and sight-words covered during the 36-week curriculum. Using this set at the end of our R.E.A.D. Curriculum Notebook is another great way to build confidence and retain ready fluency.

	Monday	Tuesday	Wednesday	Thursday
Book Set 1 (Review Week 5)	My Cat Sam	Slam Bam!	We Can Bat	Jag Wags
Book Set 2 Review Week 10	Sad Lad	Ted and the Sled	My Map	The Pan Man
Book Set 3 Review Week 15	Ten Stars	Pen Hen	Wet Pet	Brad is Bad
Book Set 4 Review Week 20	Who Are You?	What Can You Do?	Ten Pin Win!	Who is With You?
Book Set 5 Review Week 25	Frog Fog	Big Mess	The Gem	Top Cop
Book Set 6 Review Week 30	Fall is Here	Chip and Dip	3 Wishes	We Help Pets
Book Set 7 Review Week 36	The One	8 Fun Friends	Trash to Cash	Get Up




Detailed Overview:


This set of early readers follows a structured format and is designed to promote reading fluency. Each week the stories focus on 4-6 word families and 8-10 sight words (as well as previously learned word families and sight words). We recommend that you require students to master all books in the set before progressing to the next level.

R.E.A.D. Review Week 5


READ: Review Weeks 1-4

My Cat Sam 


READ: Review Weeks 1-4

Slam 

READ: Review Weeks 1-4

We Can Bat 

READ: Review Weeks 1-4

Jag  Wags

am

at

ag

ab

Focus Sight Words:


I a am

my is and


the can we

R.E.A.D. Review Week 10


READ: Review Weeks 5-9

Sad Lad 


READ: Review Weeks 5-9

Ted and the Sled 

READ: Review Weeks 5-9

My Map 

READ: Review Weeks 5-9

The Pan Man 

an

ad

ap

ed

Focus Sight Words:


see at it go

like me to


come for got

R.E.A.D. Review Week 15


READ: Review Weeks 10-14

Brad is Bad 


READ: Review Weeks 10-14

Wet  Pet

READ: Review Weeks 10-14

Pen Hen 

READ: Review Weeks 10-14

Ten Stars 

ar

en

eg

et

Focus Sight Words:


his in look

on up one


said she he

R.E.A.D. Review Week 20

READ: Review Weeks 15-19

Ten Pin Win 

READ: Review Weeks 15-19

Who Are You? 

READ: Review Weeks 15-19

Who is With You?

READ: Review Weeks 15-19

What Do You Do?

ig

it

in

ip

Focus Sight Words:

little who

how are you

what now with

Detailed Overview (continued.....)

R.E.A.D. Review Week 25

READ: Review Weeks 21-25
Frog  Fog

READ: Review Weeks 21-25
The Gem 

READ: Review Weeks 21-25
A Big Mess

READ: Review Weeks 21-25
Top  Cop

og

op


ot


ug

Focus Sight Words:

this will did
be find from
make play

R.E.A.D. Review Week 30

READ: Review Weeks 26-30
 Fall is Here!

READ: Review Weeks 26-30
Chip & Dip 

READ: Review Weeks 26-30
3 Wishes 

READ: Review Weeks 26-30
We Help Pets

un

ut

all

ill

Focus Sight Words:

here says no
where down
do have help

R.E.A.D. Review Week 36

READ: Review Weeks 31-36
The One 

READ: Review Weeks 31-36
8 Fun Friends

READ: Review Weeks 31-36
Snail Mail 

READ: Review Weeks 31-36
Get Up! 

ing ink ick

est end ack

Focus Sight Words:

was our off
take they there
love friend went
out first were



Book Assembly

-----> [Watch a Video Here](#) <-----

Assembling our early readers is a snap! Each book takes up three pages of paper. Simply print the pages and stack them in order. They will likely come out of your printer in the necessary order; Page 1 on the top, Page 2 in the middle, and Page 3 on the bottom. Once you have the three pages stacked, cut across the dotted lines. This will give you four stacks of paper strips. Assemble the book by stacking the piles in order from top to bottom. The first stack gets placed on the second stack. Then those two stacks get placed on the third stack. Then all three stacks get placed on the fourth stack. Staple all the page together in the grey area on the left side of the book. You now have a completely assembled, 12-page booklet that is ready to read.



This setup not only saves paper, but it saves time as well. We highly recommend storing the booklets in a Book Box using the following template and guide. This setup will make it easy to take your books with you on the go, and students will build confidence as they fill up their Book Box with titles they can read on their own.

BOOKS THAT | CAN R E A D _____ 's Book Box



MATERIALS:

Empty Tissue Box
Glue or Tape
Printable Cover (above)
R.E.A.D. Booklets



BOOK BOX ASSEMBLY:


Cut off the top of an empty tissue box. Depending on how your box was made you may need to reinforce the sides with some glue or tape. Print and glue the cover to the front of the box. Place your booklets into the box and encourage your students to work hard to add more books to their, "Book Box."

My Cat Sam



1

Sam can wag.



Wag, wag, wag.

4




Can Sam nab
the fat rat?



7

Sam the
cat can gab.



10

am at

ag ab

I a am my is

and the can we

2



Sam can jab.


Jab, jab, jab.

5

Jab, jab, jab! Sam
can jab and nab.



8



Fat rat and Sam
gab and gab.


11



I am Pat.

My cat is Sam.

3



The fat rat is

gab.

6



SQUEEKY
SQUEEK!

Drat! The fat

rat can gab.

9

Sam is my cat.

Fat rat is my rat.



12

Jag Wags


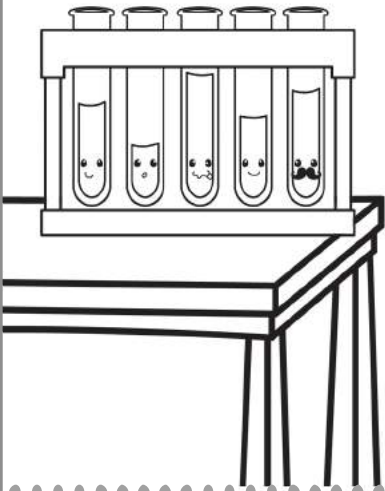


1



I am Mag.



4



Jag wags
at the lab.

7

Jag wags
and wags.



10


Word Family Review:

am at
ag ab

Sight Word Review:

I a am my is
and the can we

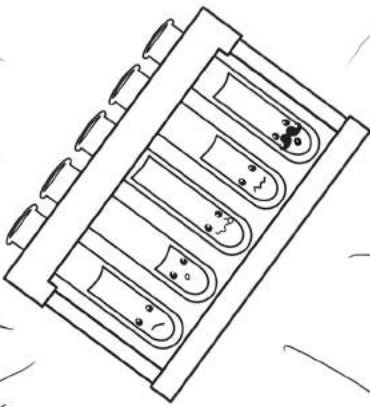
2



I am Jag.


I am a lab.

5



SLAM!

8



BLAM!

SLAM!


BAM!

11



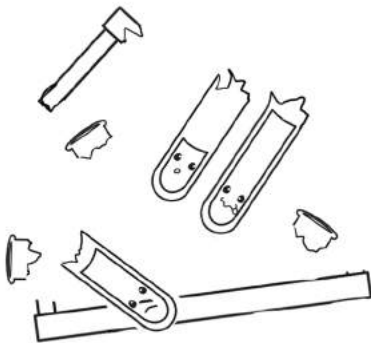
I am Dag.

3



Jag the lab is
at the lab.

6



JAG!
The lab!




9



“Jag is a nag!”
blabs Mag.

12

My Map




1



My map is tan.

My map is flat.

4



A red crab is
on my map.

7



“Bad clam!

I got the map.”



10


an ad
ap ed

see at it like me
to come for go got



See the X
on the map?

5



“Bad crab!
I got the map.”



8

We can go to the
X. “I see it!”



11



Come see my
map.

3

I can see it!

I can go to the X!



6



A mud clam
is on my map.

9



I like my map.
I like my plan.

12

ar en

eg et

his in look on up

one said she he

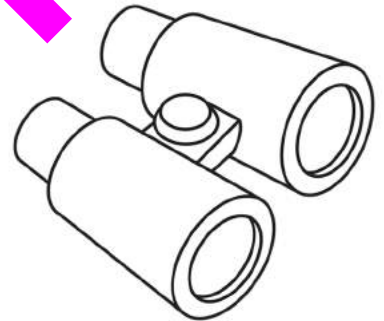
2



"The star is
far," said Greg.

5

"Come see the jet," said
Greg. "It is far up,
he said.



8


Whooooosh!



Pen Hen



1




Look at Pen Hen.

She is a red hen.

4

“Look up! Come
see Pen Hen. She
is up!” said Fran



7

“Come, Come!”

Fred fed Pen Hen.



ar en


eg et

his in look on up

one said she he

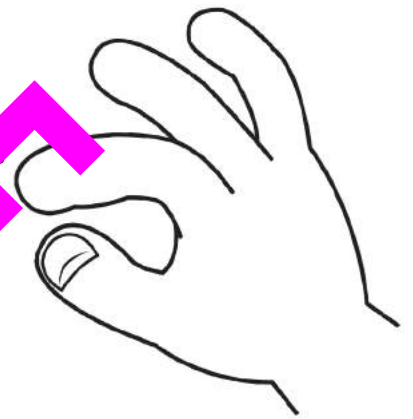
2

“Look! Pen Hen is
on the car.”
said Fred




5

“I can grab Pen
Hen,” she said.



8

“Go to the pen,
Pen Hen.”



11

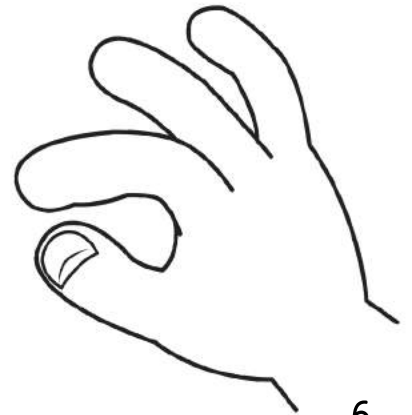


Look at Fran.
Look at Fred.



3

“I can grab Pen
hen,” he said.



6



“See Pen Hen?
She is a nag,”
said Fran.

9



Pen Hen fed Fran
and Fred.

Thank you for downloading!

Be sure to check out our other products:

