

BMM4K

Bible Memory for Kids!



The
10 Commandments

Bible Memory for Kids!

Thanks for downloading!

Copyright 2016 Valerie McClintick

www.BibleMemory4Kids.com | www.CraftyClassroom.com

Permission to print for single family use only.

Purchase a Co-Op or Classroom license [here](#)

No mass distribution, please read our [Full Terms of Use](#).

Images Full Copyright

[Kari Bolt](#), [Crap Games & Desys's Copart](#), [Little Red's Clipart](#), [Marcel](#), [KG Zone](#)

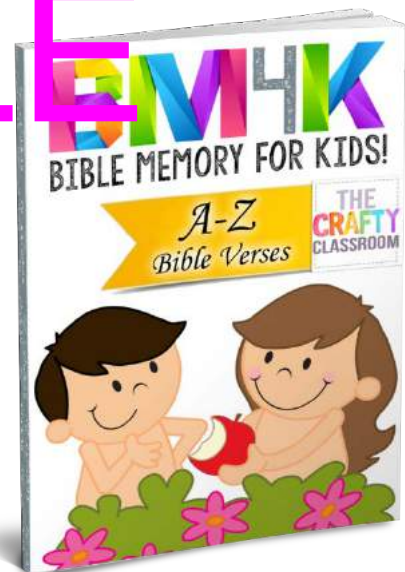
Fonts licensed through [Kimberly Geswein Fonts](#)


Cover Image Full Copyright BibleMemory4Kids 123rf/melale

Scripture quotations marked (JV) are taken from the King James Version which is Public Domain.

Contact valerie@thecraftyclassroom.com

Visit our [eStore](#) for more!





Our Program:

Bible Memory is one of the most important aspects to a child's spiritual growth and education. Memorizing scripture places the Word of God into the hearts and minds of children. While learning the exact words and verse is important, so too is the understanding of the meaning and intention behind each and every scripture you commit to memory. The verses we've chosen for our products here at BM4K are intended to be the starting off point for authentic conversations with your children each week. Use them as a launching pad to help facilitate and nurture a deeper relationship with our heavenly father.

"And these words, which I command thee this day, shall be in thine heart: And thou shalt teach them diligently unto thy children, and shalt talk of them when thou sittest in thine house, and when thou walkest by the way, and when thou liest down, and when thou risest up. And thou shalt bind them for a sign upon thine hand, and they shall be as frontlets between thine eyes. And thou shalt write them upon the posts of thy house, and on thy gates." Deuteronomy 6:6-9 (KJV)

COLORFUL VERSE CHART BIBLE VERSE COLORING PAGE +Memory Cards or Stickers



Full Color Scripture Memory Chart

These engaging charts are perfect for introducing the verse to your children. Each verse includes a corresponding image to aid in scripture memorization. As children progress through the program you can cover the bottom part and provide them with a visual reference for easy memory recall. Charts can be hung in the classroom or stored in page protectors in a three ring binder. Each morning revisit the verse and build upon the previous day's memory accomplishments.

Scripture Verse Coloring Page

These coloring pages are another great way to build visual recall skills. Children color the corresponding visual and practice handwriting skills by writing the verse below. Additionally, the coloring pages are essentially a Black and White version of our Scripture charts, so if you'd rather not print the verse charts in color you can print these instead.


Scripture Stickers or Flashcards

Children of all ages love stickers! Print our Bible verse sticker sheets on Avery Sticker Sheets #6874 and use them to encourage children to memorize their verse. In a church setting these are excellent ways to send verses home with child. At home stickers can be giving as rewards for completing a verse or stuck onto a progress chart. Print additional pages on cardstock paper to create flashcard size memory tools. These 3x4" flashcards could be used inside a memory file box, photo album or a key ring of verses.



WEEKLY JOURNALS

Multil level format for children



Level 1

Level 2

Level 3

SAMPLE
SAMPLE
SAMPLE
SAMPLE

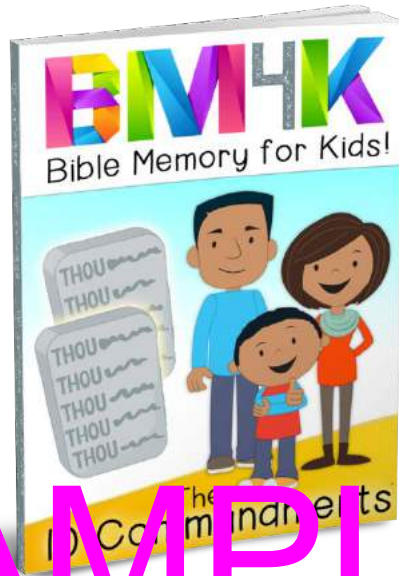
Weekly Journals

When using our product in a family or homeschool setting we recommend printing out the provided journal pages. We provide you with three different levels which can be reproduced as needed to complete the program. Each level provides children with fun, small daily tasks to complete. It is recommended that children complete these tasks Monday-Thursday, and save Friday as a day of review for all previous verses learned.

Level 1: This level is recommended for our youngest students, those that cannot yet read or write independently. Suggested age range is 3-5 years old.

Level 2: This level is designed for children who are able to read and copy written words, but may tire from writing out the entire verse each day. Instead they are asked to write smaller bits of information each day. Suggested age range is 5-8 years old.

Level 3: This level is designed for older children who are able to write out the entire verse each day for practice. Self-reflection is provided on the final day for children to apply the verse to their daily lives.



SAMPLE

Table of Contents:

SAMPLE

Ten Commandments Verse Charts (KJV)

Ten Commandments Coloring Pages (KJV)

SAMPLE

Ten Commandment Sticker Sheets (KJV)

This collection includes an alternative set of charts, coloring pages and stickers that approach the ten commandments from a first-person perspective. For example, instead of, "Thou shall not bear false witness," the chart reads "I will not lie." These alternative charts are provided for younger students to help build a self-identity that is strongly rooted in God's commands.

SAMPLE

Alternative Ten Commandment Verse Charts

Alternative Ten Commandments Coloring Pages

Alternative Ten Commandment Sticker Sheets

Daily Journal Sheet Level 1

Daily Journal Sheet Level 2

Daily Journal Sheet Level 3

The First Commandment:

Exodus 20:3



“Thou shall
have no
other gods
before me.”

www.BibleMemory4Kids.com

The Second Commandment:

Exodus 20:4 KJV



“Thou shalt
not make
unto thee
any graven
image.”

The First Commandment:

Exodus 20:3 KJV



SAMPLE

SAMPLE

SAMPLE

SAMPLE

“Thou shalt
have no
other gods
before me.”

The Second Commandment:

Exodus 20:4 KJV



SAMPLE

SAMPLE

“Thou shalt

not make

unto thee any
graven image.”

The Third Commandment:

Exodus 20:7 KJV



SAMPLE

SAMPLE

SAMPLE

“Thou shalt not
take the name
of the Lord thy
God in vain.”

The First Commandment:
Exodus 20:3



“Thou shalt
have no
other gods
before me.”

www.BibleMemoryKids.com

The Second Commandment:
Exodus 20:4 KJV



Thou shalt
not make
unto thee
any graven
image.

www.BibleMemoryKids.com


The Fourth Commandment:
Exodus 20:8 KJV



“Remember the
sabbath day, to
keep it holy.”

www.BibleMemoryKids.com

The Fifth Commandment:
Exodus 20:12



“Honour
thy father
and thy
mother.”

www.BibleMemoryKids.com

The Third Commandment:
Exodus 20:7



“Thou shalt
not take the
name of the
Lord thy
God in vain.”

www.BibleMemoryKids.com

The Sixth Commandment:
Exodus 20:13 KJV



“Thou shalt
not kill.”

www.BibleMemoryKids.com

SAMPLE
SAMPLE
SAMPLE

The First Commandment:

Exodus 20:3



SAMPLE

SAMPLE

SAMPLE

God is

SAMPLE

my one

true God

The Second Commandment:

Exodus 20:4



SAMPLE

SAMPLE

I will

SAMPLE

SAMPLE

not make
or worship

idols

The Third Commandment:

Exodus 20:7



SAMPLE

I will keep


SAMPLE

God's name

Holy

The First Commandment:

Exodus 20:3



SAMPLE

SAMPLE

SAMPLE

SAMPLE

God is
my one
true God

The First Commandment:
Exodus 20:3



**God is
my one
true God**

www.BibleMemoryKids.com


The Second Commandment:
Exodus 20:4



**I will
not make
or worship
idols**

www.BibleMemoryKids.com


The Third Commandment:
Exodus 20:7



**I will keep
God's name
Holy**

www.BibleMemoryKids.com


The Fourth Commandment:
Exodus 20:8



**I will keep
the sabbath
day holy**

www.BibleMemoryKids.com


The Fifth Commandment:
Exodus 20:12



**I will honor
my father
and my
mother**

www.BibleMemoryKids.com

The Sixth Commandment:
Exodus 20:13



**I will not
kill.**

www.BibleMemoryKids.com

SAMPLE
SAMPLE
SAMPLE

DAY 1

ACTIVITY: VERSE CHART



READ YOUR VERSE WITH YOUR PARENT OR TEACHER.

RECITE YOUR VERSE THREE TIMES.




DAY 2

ACTIVITY: VERSE COLORING




FIND YOUR VERSE IN THE BIBLE AND BOOKMARK IT.

RECITE YOUR VERSE THREE TIMES.




DAY 3

ACTIVITY: STICKER CARDS



PRAY TO GOD ASKING HIM FOR WISDOM.
THANK HIS FOR HIS GUIDANCE.

RECITE YOUR VERSE THREE TIMES.



DAY 4



RECITE YOUR VERSE THREE TIMES. ✓✓✓

SHARE YOUR VERSE WITH A SIBLING OR FRIEND.

TELL YOUR VERSE TO A PARENT OR TEACHER.

REVIEW CHECK: ✓✓✓

DAY 1

ACTIVITY: VERSE CHART

WRITE YOUR VERSE ON THE LINE

RECITE YOUR VERSE THREE TIMES. ✓

DAY 2

ACTIVITY: VERSE COLORING

RECITE YOUR VERSE THREE TIMES ✓✓✓

FIND YOUR VERSE IN THE BIBLE ✓

WRITE THE BOOK AND VERSE ON THE LINE



DAY 3

ACTIVITY: STICKER CARDS

RECITE YOUR VERSE THREE TIMES ✓✓✓

SHARE YOUR VERSE WITH A SIBLING OR A FRIEND ✓

WRITE THE NAME OF THE PERSON YOU SHARED WITH



DAY 4

WRITE YOUR VERSE ON THE LINE

TELL YOUR VERSE TO A PARENT OR TEACHER ✓

REVIEW CHECK: ✓✓✓

DAY 1

ACTIVITY: VERSE CHART

WRITE YOUR VERSE ON THE LINE

RECITE YOUR VERSE THREE TIMES. ✓

DAY 2

ACTIVITY: VERSE COLORING

WRITE YOUR VERSE ON THE LINE

FIND YOUR VERSE IN YOUR BIBLE. ✓

DAY 3

ACTIVITY: STICKER CARDS

WRITE YOUR VERSE ON THE LINE

RECITE YOUR VERSE WITHOUT LOOKING. ✓

DAY 4

WHAT IS THE MEANING BEHIND YOUR VERSE. HOW CAN YOU APPLY IT TO YOUR LIFE?

RECITE YOUR VERSE TO A PARENT OR TEACHER. ✓

REVIEW CHECK: ✓✓✓