



# NUMBER

of the Week  
Program



PRESCHOOL MOM

30-WEEKS

4-DAYS/WEEK



SAMPLE

Shape of the Week Program

[www.PreschoolMom.com](http://www.PreschoolMom.com)

SAMPLE

All Copyright Valerie McClintick LLC.

Not to be stored in any file sharing database or group for any reason.



Not to be printed in mass quantities.

Images © [Smarts Arts for Kids](#), [Hidsey's Clipart](#), [Kari Bolt Clipart](#), [Ramona M. Graphics](#), [Marcelle's KG Zone](#), [Little Red's Clipart](#), [Zip a Dee Doo Dah Designs](#), [Dancing Crayon Designs](#), [TriOriginals](#), [35Corks Art Studio](#)

Cover Image and Logo © 1277/f/tesko/b/26057146/poruwn Ken/977/Dreamstime.com

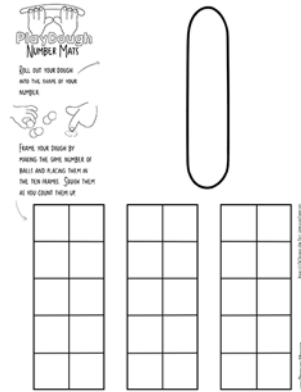
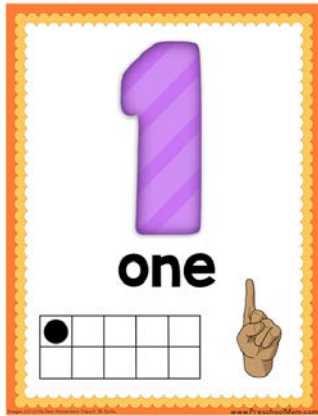
SAMPLE

Shop our [eStore](#) for more Teaching Resources:



# Number of the Week Overview:


Number of the week is a 30-week program that covers 4 days/week. This no-prep, print-&-go set gives students number themed activities for each day. Number of the week coordinates perfectly with our Letter of the Week program, however it can be used independently as well. (Number 0 is also included as an option, which would make the curriculum span 31-weeks)



## Monday:

**Number Chart:** Introduce students to the number of the week with a colorful chart that features a ten frame and ASL hand signs.

**Number Mat:** Students can use playdough to form and frame the number. Practice making the hand signs.



## Tuesday

**Number Handwriting:** Students work on early handwriting skills as they practice writing the number as the text size slowly gets smaller. A drawing prompt encourages students to draw and count. Practice making ASL hand signs.



## Wednesday

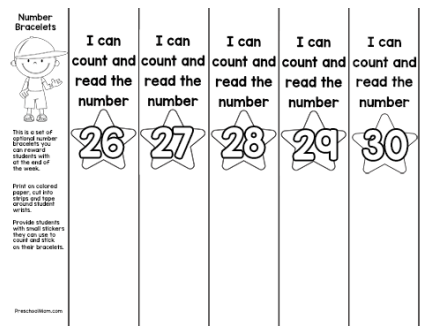
**Number Maze:** Students find their way through the number maze. Markers or stickers can be used in place of bingo daubers. Encourage students to say the number aloud each time they dab. Practice making ASL hand signs.



## Thursday:

**Number Activity Page:** Students complete a variety of tasks and color in a star for each activity they finish. This activity page includes hands on prompts such as; build a tower, clap and count.... etc. Practice making ASL hand signs.

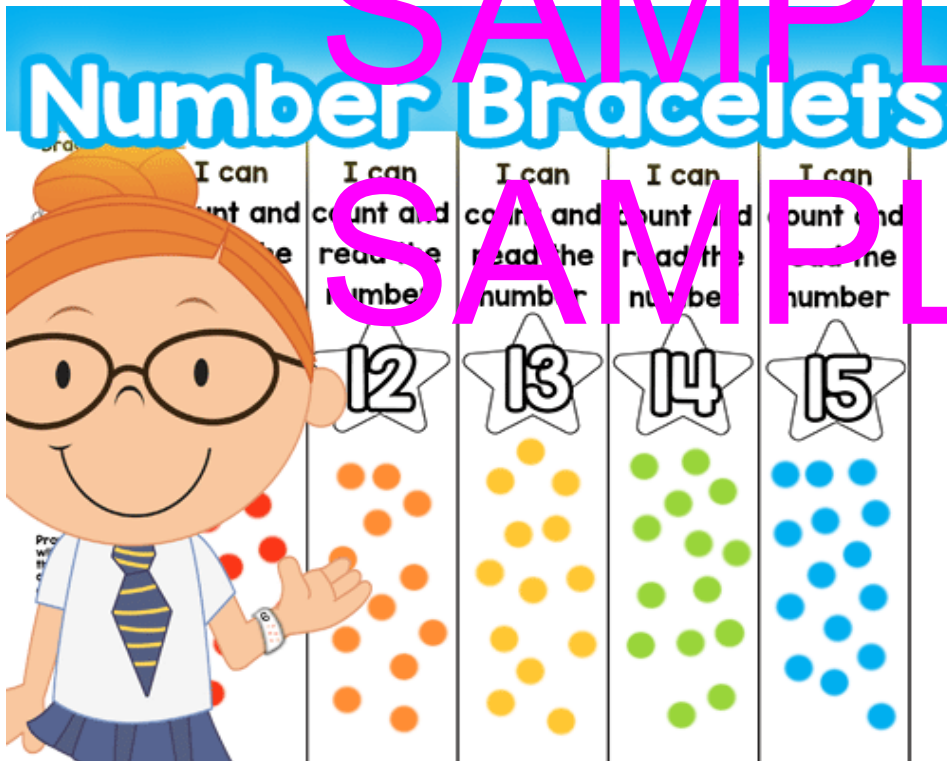
## Optional Reward Bracelets in Appendix



## Appendix:



**Number Bingo:** A beautiful, full color game of Number Bingo! This set includes 8 different bingo cards you can use to wrap-up your year of numbers.



**Number Bracelets:** A fun way to celebrate your student's accomplishments each week. Print on colored paper and provide students with small stickers they can use to stick on the correct number.





# 10

SAMPLE

SAMPLE


ten



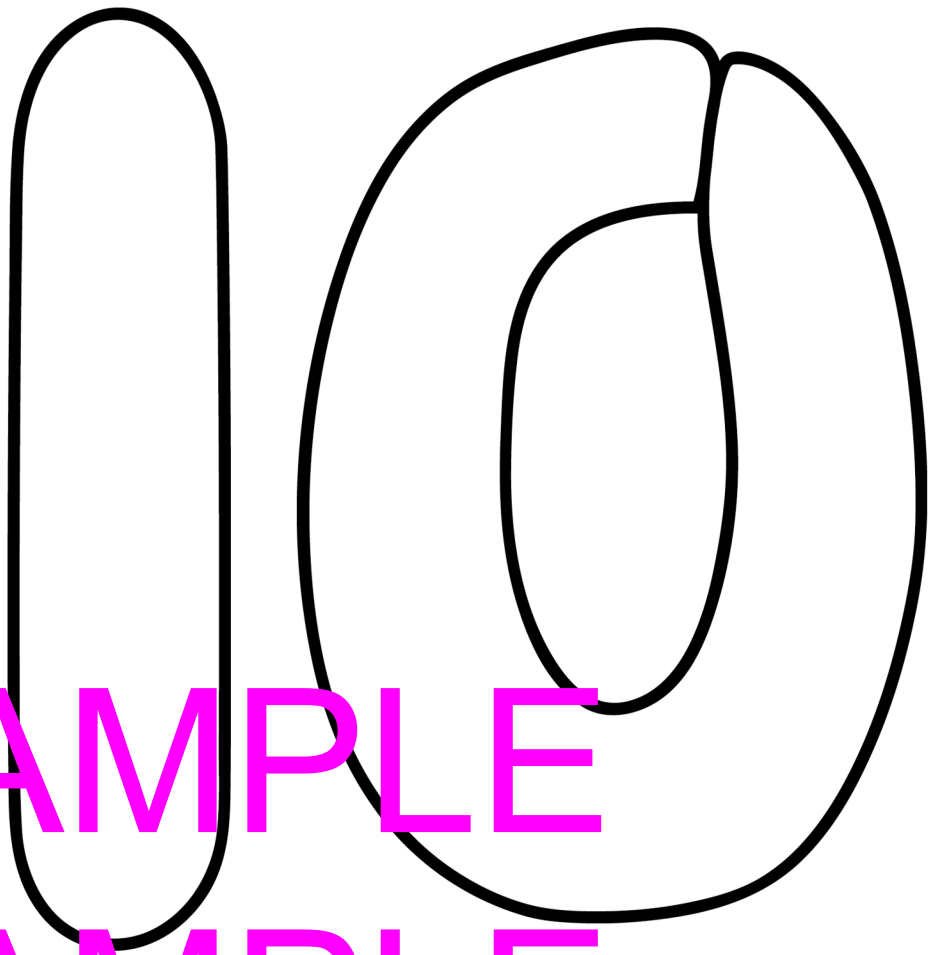


# PlayDough NUMBER MATS

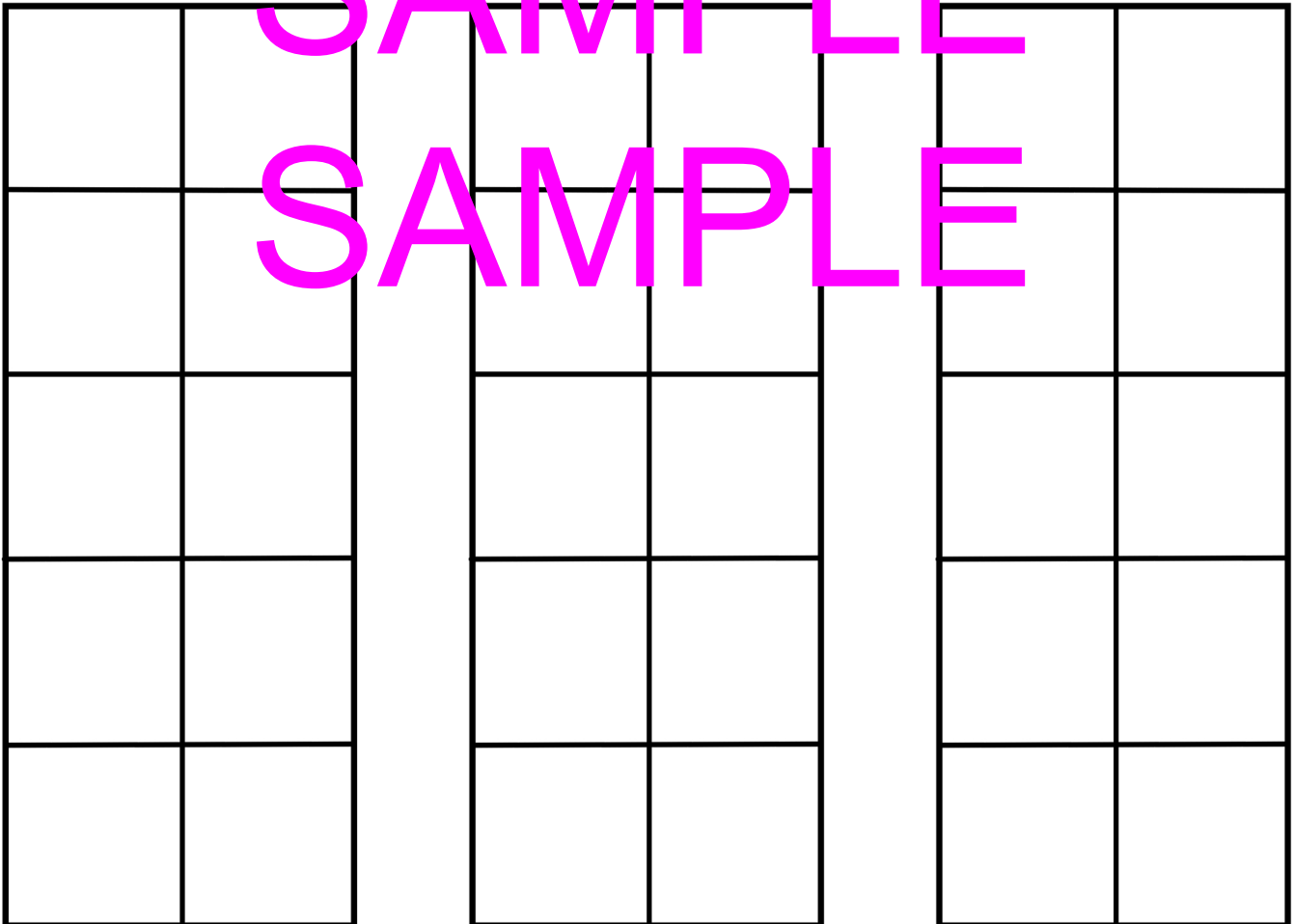
ROLL OUT YOUR DOUGH  
INTO THE SHAPE OF YOUR  
NUMBER:



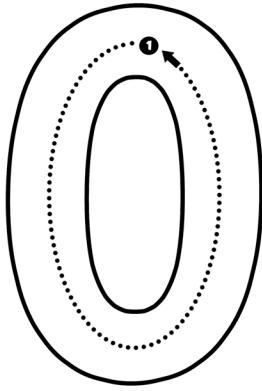
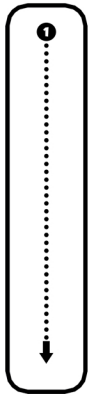
FRAME YOUR DOUGH BY  
MAKING THE SAME NUMBER OF  
BALLS AND PLACING THEM IN  
THE TEN FRAMES. SQUISH THEM  
AS YOU COUNT THEM UP.



SAMPLE  
SAMPLE  
SAMPLE



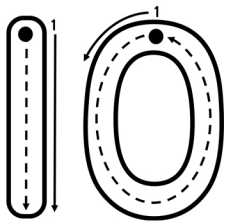



DRAW YOUR NUMBER:



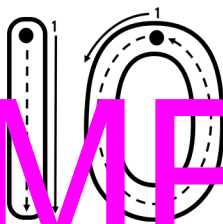
ten



GO SLOW



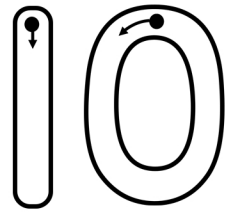
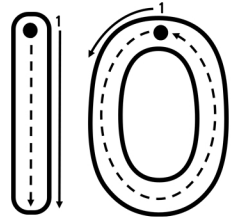
& CHECK



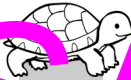
GO SLOW




& CHECK



GO SLOW





& CHECK



GO SLOW



& CHECK



SAMPLE

10

10 10 10 10 10 10

10 10 10 10 10 10 10



D  
A  
B  
  
T  
O  
  
F  
O  
L  
L  
O  
W  
  
Y  
O  
U  
R  
  
N  
U  
M  
B  
E  
R



SAMPLE  
SAMPLE  
SAMPLE





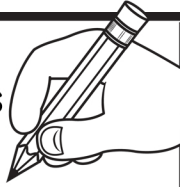
10

IS THE  
NUMBER OF  
THE WEEK


Name: .....

CAN DO MANY THINGS WITH THIS NUMBER....

I can draw 10 jelly beans





I can cross out 10 jewels:



I can write the number word:

ten

I can build a tower  
with ten blocks:



I can sign  
the number 10.



I can count and clap to 10.



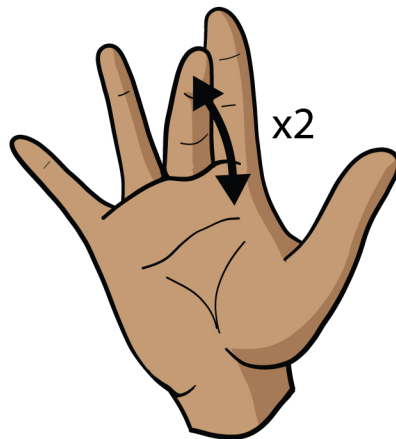
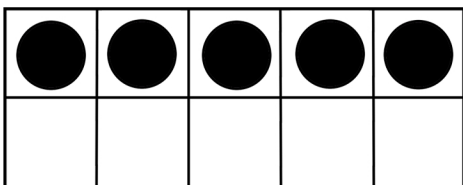

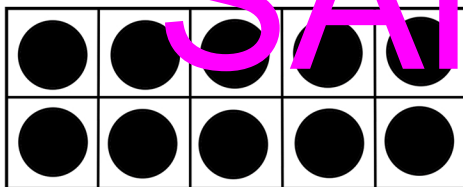
# 25


SAMPLE

SAMPLE

twenty-five


SAMPLE





# PlayDough NUMBER MATS

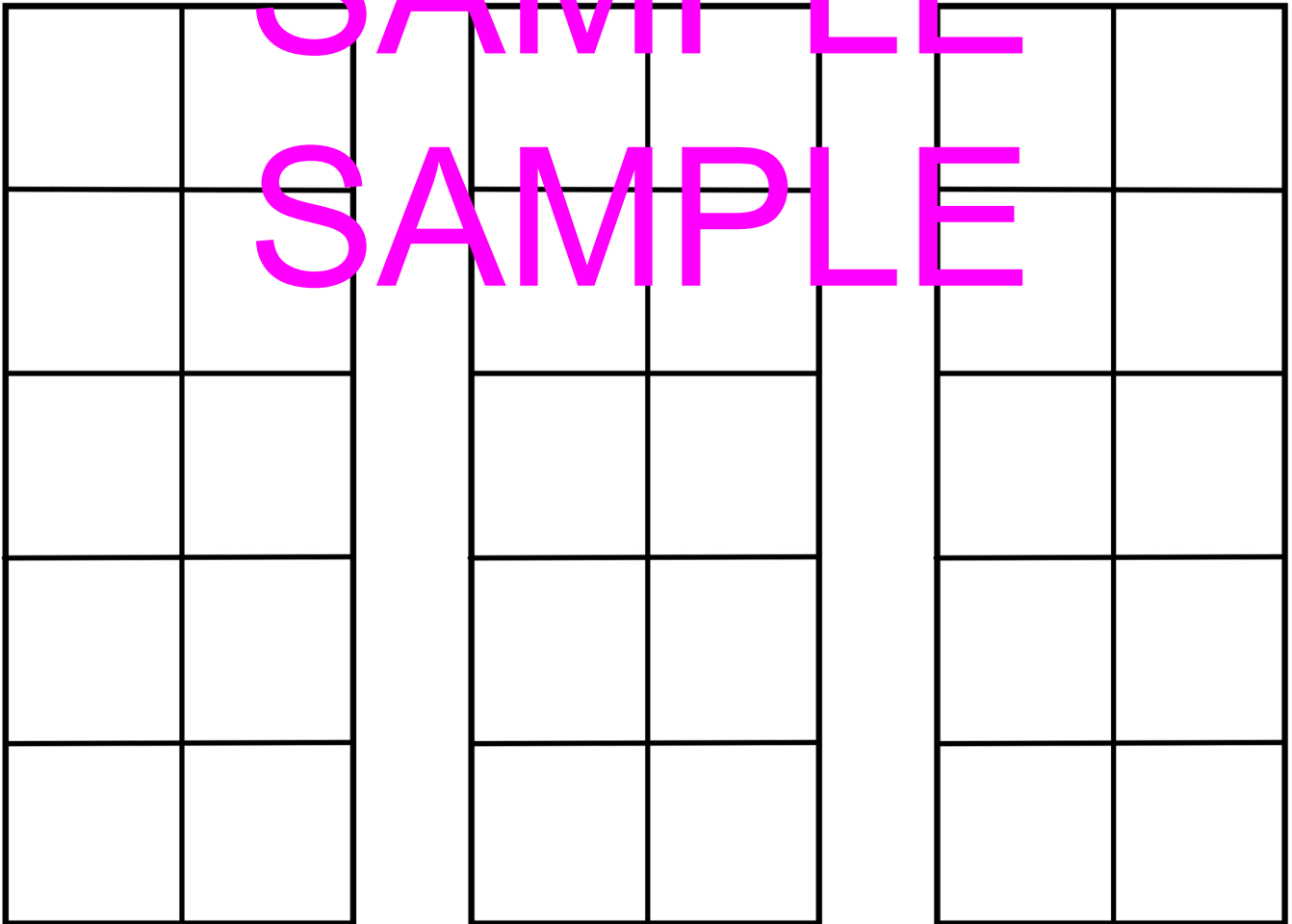
ROLL OUT YOUR DOUGH  
INTO THE SHAPE OF YOUR  
NUMBER:



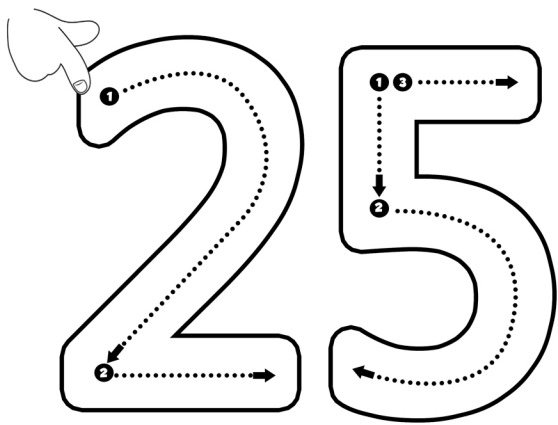
FRAME YOUR DOUGH BY  
MAKING THE SAME NUMBER OF  
BALLS AND PLACING THEM IN  
THE TEN FRAMES. SQUISH THEM  
AS YOU COUNT THEM UP.



SAMPLE  
SAMPLE  
SAMPLE








DRAW YOUR NUMBER:



twenty-five



25 25 25 25

25 25 25 25 25

25 25 25 25 25 25





D  
A  
B  
  
T  
O  
  
F  
O  
L  
L  
O  
W  
  
Y  
O  
U  
R  
  
N  
U  
M  
B  
E  
R



24

25

25

25

22

16

25

21

25

16

25

4

5

25

15

25

19

25

25

21

25

25

25

11

12

25

20

13

12

2

18

13

25

23

15

24

25

25

25

25

24

21

13

25

16

20

10

22

23

21

25

19

22

2

14

19

20

25

18

21

2

19

12

10

25

25

25

25



# 25

IS THE  
NUMBER OF  
THE WEEK


Name: .....

CAN DO MANY THINGS WITH THIS NUMBER....

I can make a row of 25 coins.



I can color 25 squares:



I can count & find the number 25

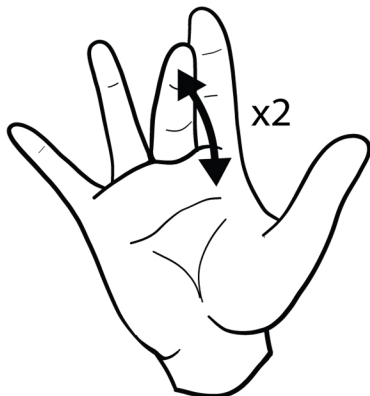
1	2	3	4	5	6	7	8	9	10
11	12	13	14	15	16	17	18	19	20
21	22	23	24	25	26	27	28	29	30

SAMPLE  
SAMPLE

I can write the number word:



twenty-five




I can sign  
the number  
25.



I can count 25 jumping jacks.

## Number Bracelets



This is a set of optional number bracelets you can reward students with at the end of the week.

Print on colored paper, cut into strips and tape around student wrists.

Provide students with small stickers they can use to count and stick on their bracelets.

I can  
count and  
read the  
number




I can  
count and  
read the  
number



I can  
count and  
read the  
number



I can  
count and  
read the  
number



I can  
count and  
read the  
number



SAMPLE  
SAMPLE  
SAMPLE

# NUMBER

B I N G O

21	10	3	1	14
2	16	5	22	6
13	18	Free Space	17	20
4	7	11	30	26
15	9	12	8	28

# NUMBER

B I N G O

1	14	21	10	11
3	6	12	26	20
5	2	Free Space	8	27
11	26	4	17	30
12	28	15	19	18