



WRITE

KINDERGARTEN

Interactive NOTEBOOK



60

Activities

K-2 Grammar & Language Arts




Week 2 : Day 2

Possessives

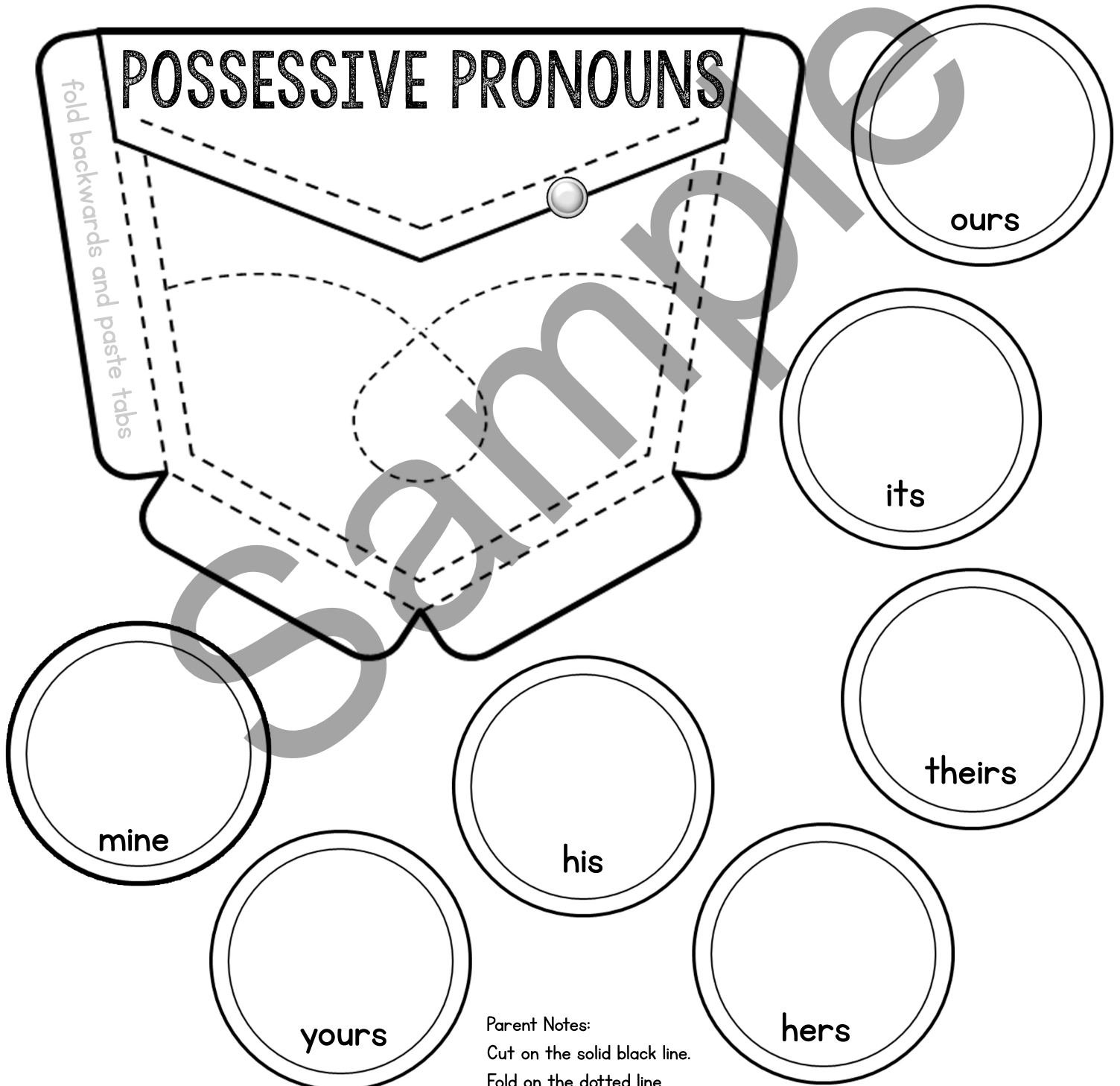


Items needed:



Instructions:

1. Draw pictures to represent each pronoun on the coins.
2. Cut out the coins.
4. Cut out the pocket. Fold the tabs and paste into your notebook.
5. Place coins into the pocket.





Week 4: Day 1

Adjectives



Items needed:



Instructions: _____

1. Color each triangle shape a different color.
2. Cut out the star shape.

3. Fold on the dotted lines.
4. Paste into your notebook



Parent Notes:

Cut on the solid black line.

Fold on the dotted line

Glue only the pentagon shape down,

keep the flaps unglued so they can open.




Week 7 : Day 1

Sentences



Items needed:



Instructions: -----

1. Cut out your sentence guide.
2. Paste it inside your notebook.
3. Use your word bank to write three sentences on the next page in your notebook.

How to Write a Sentence:

1. Start the first word with a capital letter:

The

2. Include a subject:

noun

The boy

3. Tell what the subject did:

verb

The boy ate

4. Use describing words:

adjective

The boy ate stinky

5. Add a noun if needed:

noun

The boy ate stinky radishes

6. End your sentence with an end mark:

The boy ate stinky radishes.

. ? !

SENTENCES
MY

Parent Notes:

Cut on the solid black line.

Fold on the dotted line