



A Complete

LETTER OF THE WEEK

Curriculum

A

B

C

ALPHABET

SAMPLE

SAMPLE

SAMPLE





Thanks for downloading!

Copyright 2015 Valerie McClintick

www.PreschoolMom.com

Permission to print for single family use only.

Purchase a Copy of Class License [Here](#)

For mass distribution, please read our [Full Terms of Use](#).

Images Full Copyright

[Little Roads Copart](#)


[Pony Car Studio](#)

[Zip a Dee Doo Dah Designs](#)

[Ink N Little Things](#)

Font licensed through [Dynamilis Custom Fonts](#)

Visit our [eStore](#) for more Preschool & Kindergarten Activity Books





Getting Started

Gathering Supplies: As you'll be using this alphabet binder heavily over the coming months I suggest you purchase a **durable brand** and confirm that it can hold up to 400-500 pages (a 2.5 or 3" ring binder should suffice). Purchase at least 26 page separators or binder tabs and label them with the letters of the alphabet. You can purchase a custom pack of alphabet tabs as well.

Assembly: Because your Alphabet Combo Pack prints in the suggested assembly order you simply need to print and then divide each letter into its corresponding section. With this you'll be set with 4 worksheets a day, 4 days a week for the next 26 weeks. Just below you can read the suggested order of the worksheets, and if necessary rearrange them to suit your schedule.

Game Prep: For each letter there are three resources that need cutting (Flashcards, Bingo, Letter Puzzles). You can cut these out tableside or you can do so beforehand as part of your initial binder preparation. Taking things a step further, you could laminate these items for prolonged use with your children. Store items in a binder pocket or pencil pocket for easy access.

Suggested Calendar

4 Days a Week

Monday	Tuesday	Wednesday	Thursday
How to Write Stroke Chart	Beginning Letter Chart	Blank Alphabet Worksheets x2	Letter Shape Puzzle
Beginning Letter Coloring Page	I Can Color Worksheet	I Can Find the Letter	ABC Quilt Worksheet
Handwriting Practice Page	Write and Read Worksheets x2	Trace Worksheet	Write and Read Blank Worksheet
Daily Math Worksheet	Race to the Top Worksheet	Count and Graph	Alphabet Memory Flashcards
			BINGO

SAMPLE

3 Days a Week

Monday	Wednesday	Friday
How to Write Stroke Chart	Beginning Letter Chart	Blank Alphabet Worksheets x2
Beginning Letter Coloring Page	I Can Color Worksheet	I Can Find the Letter
Handwriting Practice Page	Write and Read Worksheet	Trace Worksheet
Daily Math Worksheet	Race to the Top Worksheet	Count and Graph
Letter Shape Puzzle	ABC Quilt Worksheet	Write and Read Blank Worksheet
Write and Read Worksheet	Alphabet Memory Flashcards	***BINGO***

Letter of the Week Curriculum Pages

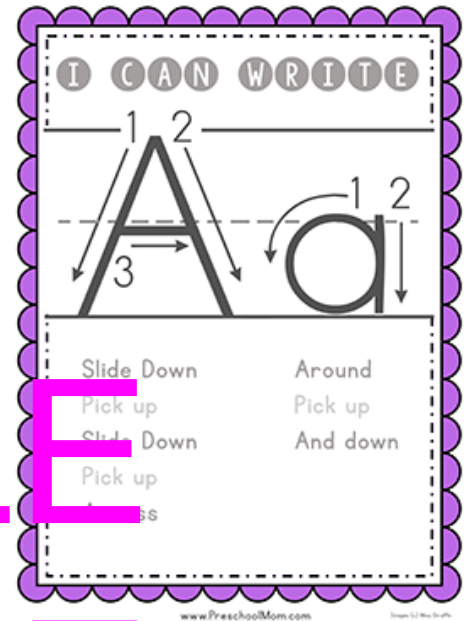
Monday:

How to Write Chart: These are good for introducing children to the proper formation of both the uppercase and lowercase version of the letter. Key words are written below to gently guide your child with their finger to practice.

Beginning Letter Coloring: This is a simple coloring page featuring the upper and lowercase letter a beginning letter picture and word to color.

Handwriting Practice Page: This page shows children the proper letter formation and strokes, beginning letter words and provides ample practice opportunity.

Daily Math Worksheets: This is a simple worksheet but includes a variety of math skills. Counting, Measuring, Addition, Tally Marks, Patterns, Ordinal Numbers, Number Line and more. The goal is to provide simple daily tasks children can build confidence with.



Tuesday:

Beginning Letter Chart: Shows children what word start with the letter and provides an introduction to the different letter sounds.

I Can Color Worksheet: This page features a variety of beginning letter pictures within the uppercase letter. Children follow the instructions for coloring.

Write & Read Worksheets: This worksheet includes three different versions: Uppercase, Lowercase and Blank. On Tuesday children will only complete the upper and lowercase versions. This is a simple tracing page for children to fill in the missing beginning letter. The font of the entire word is light so children can trace the entire word if they want to.

Race to the Top: This is a fun game played with a paperclip spinner. Children spin the paperclip and then trace the correct winner (uppercase or lowercase). The first letter to the crow wins! Follow up questions guide children through less and more and inequalities.




Wednesday:

Blank Letter Pages: These are very versatile and can be filled in with playdough, stamps, designs, stickers, things that start with that letter....etc. You might print multiple copies of these if you have crafty kiddos!

I Can Find the Letter: This is a worksheet for children to find and count the upper and lowercase letters.

Letter Trace: Children trace the uppercase and lowercase letters by using the guides provided. Opportunity is provided to make their own letters and color in a beginning letter picture for each row they complete.

Count & Graph Worksheets: Children count the letter items and then graph them accordingly. The first half of the alphabet features up to 5 items, and the second half builds to 10 total items.



www.PreschoolMom.com

Thursday:


Letter Shape Puzzles: These puzzles can be cut out and laminated ahead of time if desired. To support children with different abilities, four different pages per letter are included; Letter Shape Complete, Letter Shape with Lines, Blank Letter Shape and Blank Letter Shape with Lines.

ABC Quilt Square: This page features handwriting practice as well as coloring. Children cut out their own quilt square and place on the wall, building their quilt with each letter completed.

Write & Read Worksheets: On Thursday children will complete the remaining Write and Read worksheet by writing the letter in on the blank page.

Alphabet Memory Flashcards: Flashcards can be used in a variety of ways. You can bind them together with an s-clip, use them with a table top pocket chart, or even play a game of concentration. A sorting page is included to make games of two or more sets. As you work through your curriculum the flashcards can be used for ABC order, letter sound differential and various card games like go fish!

4 in a Row Bingo: Finish out your Letter of the Week by playing a fun game of BINGO!



www.PreschoolMom.com
Images © Little Red's Clipart & Tip a day do dash designs

I C A N W R I T E



Slide Down

Pick up

Slide Down

Pick up

Across

Around


Pick up

And down


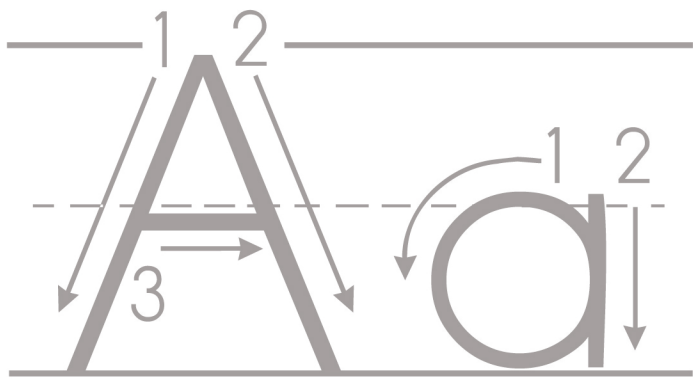
SAMPLE

Alpaca

SAMPLE
SAMPLE
SAMPLE



A a



apple

ant

ant

axe


alligator

angel



SAMPLE
SAMPLE
SAMPLE



Give the ant six legs:



Measure:





+



=



Add



Count & Tally

SAMPLE
SAMPLE
SAMPLE

$$1 + 1 = \square$$

$$1 + 2 = \square$$


$$\begin{array}{r} 2 \\ + 1 \\ \hline \end{array}$$



$$\begin{array}{r} 1 \\ + 2 \\ \hline \end{array}$$



Circle what comes next:



Color the 1st apple. Put an X on the 5th apple.



Draw:

2

+

1




=

3

+

=

Aa



I CAN COLOR

words with:

● = apple

● = acorn

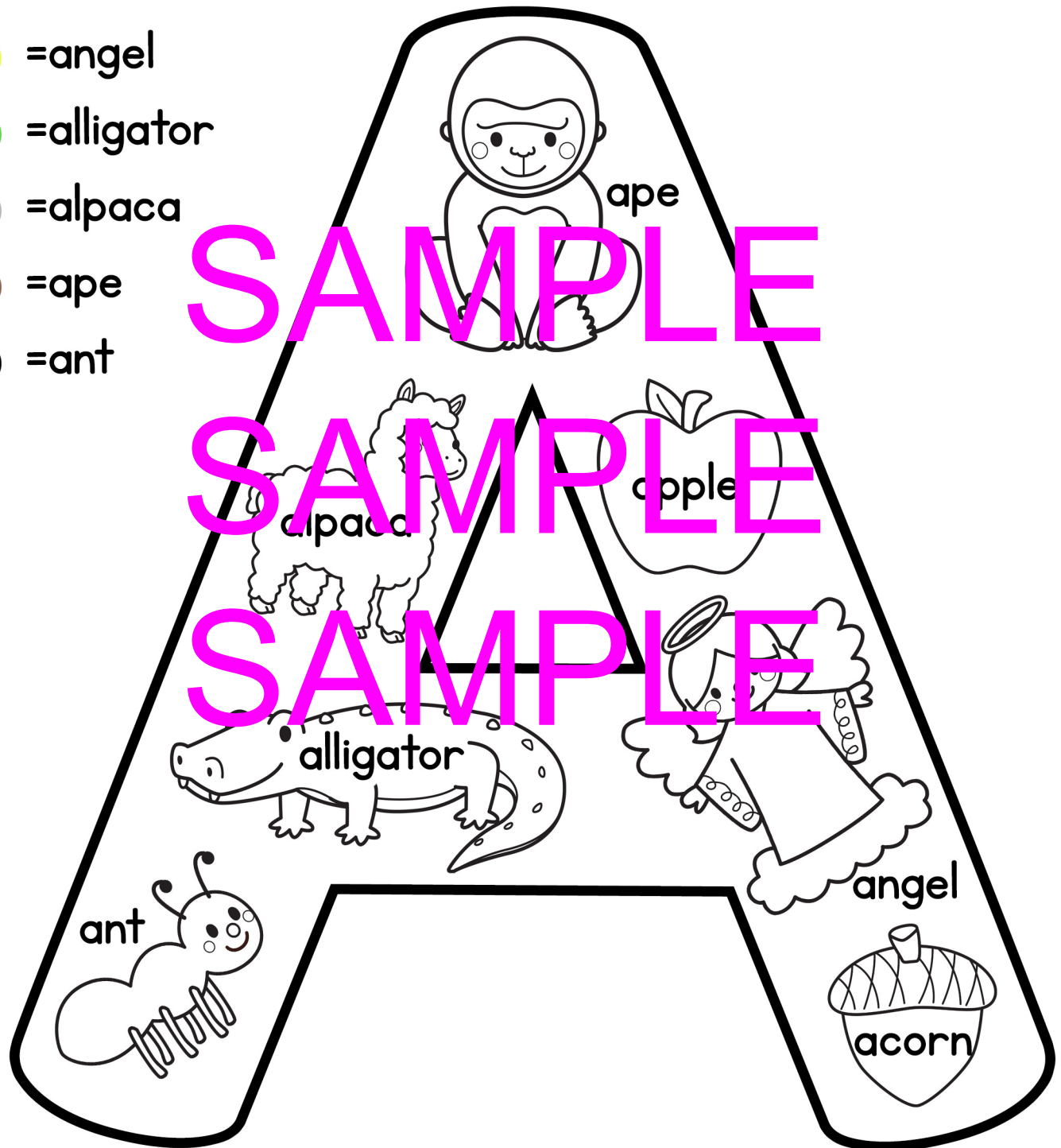
● = angel

● = alligator

● = alpaca

● = ape

● = ant



NAME : _____

Aa

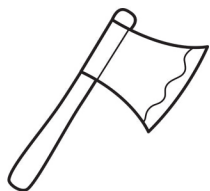
Write and read words that begin with letter a.



apple apple



ant ant ant



axe axe axe




alligator



angel angel



ape ape ape



astronaut

SAMPLE

SAMPLE

SAMPLE

NAME : _____

Aa

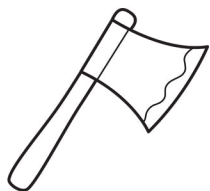
Write and read words that begin with letter a.



Apple Apple



Ant Ant Ant




Axe Axe Axe




Sample
Alligator




Sample
Angel Angel



Ape Ape Ape




Astronaut



NAME : _____

R * A * C * E * T * O * T * H * E * T * O * P *

Use a paperclip and a pencil to complete the spinner.



SAMPLE
SAMPLE
SAMPLE

Record

Report:

How many spins landed on A?

How many spins landed on a?

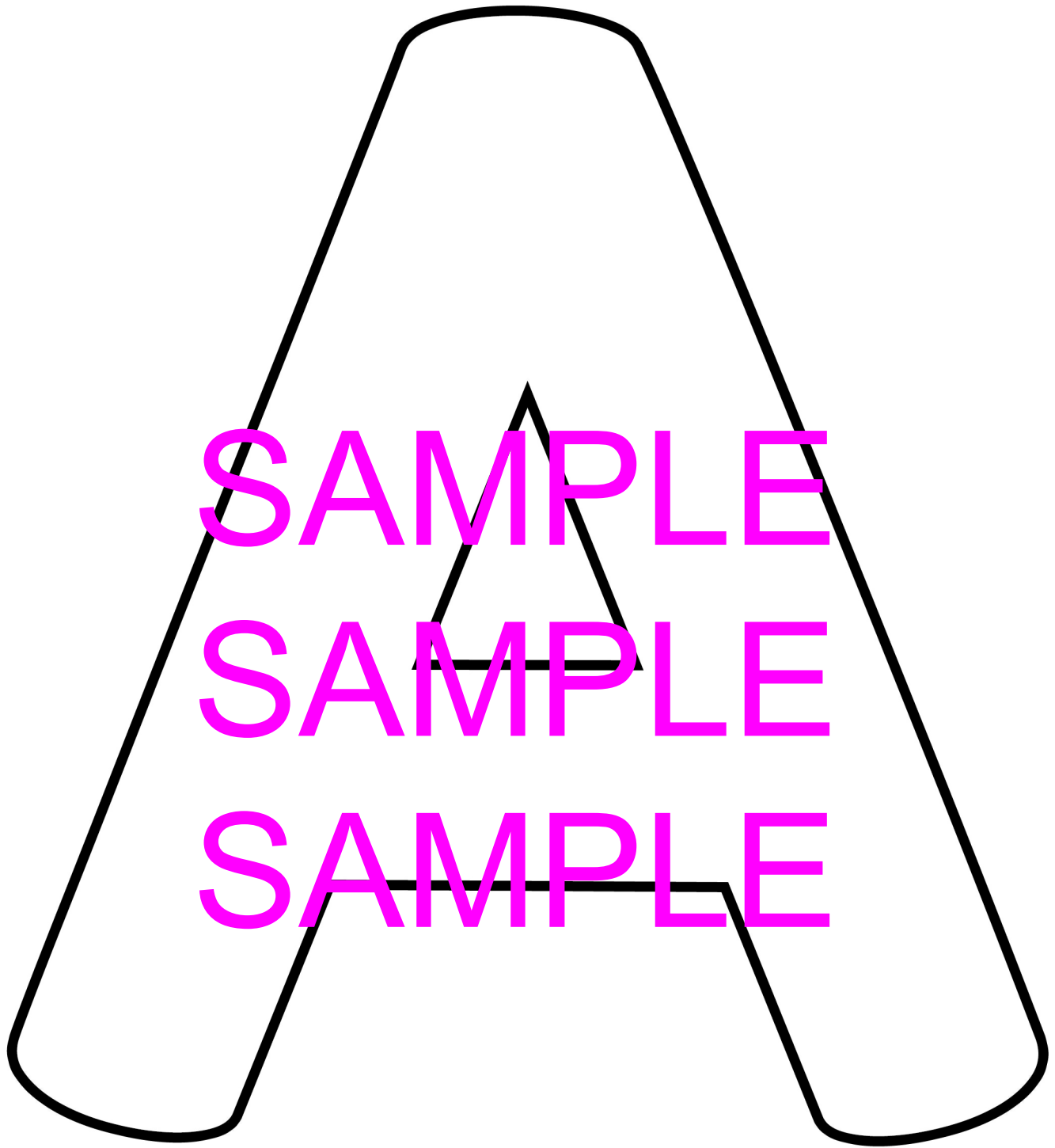
Which had more?

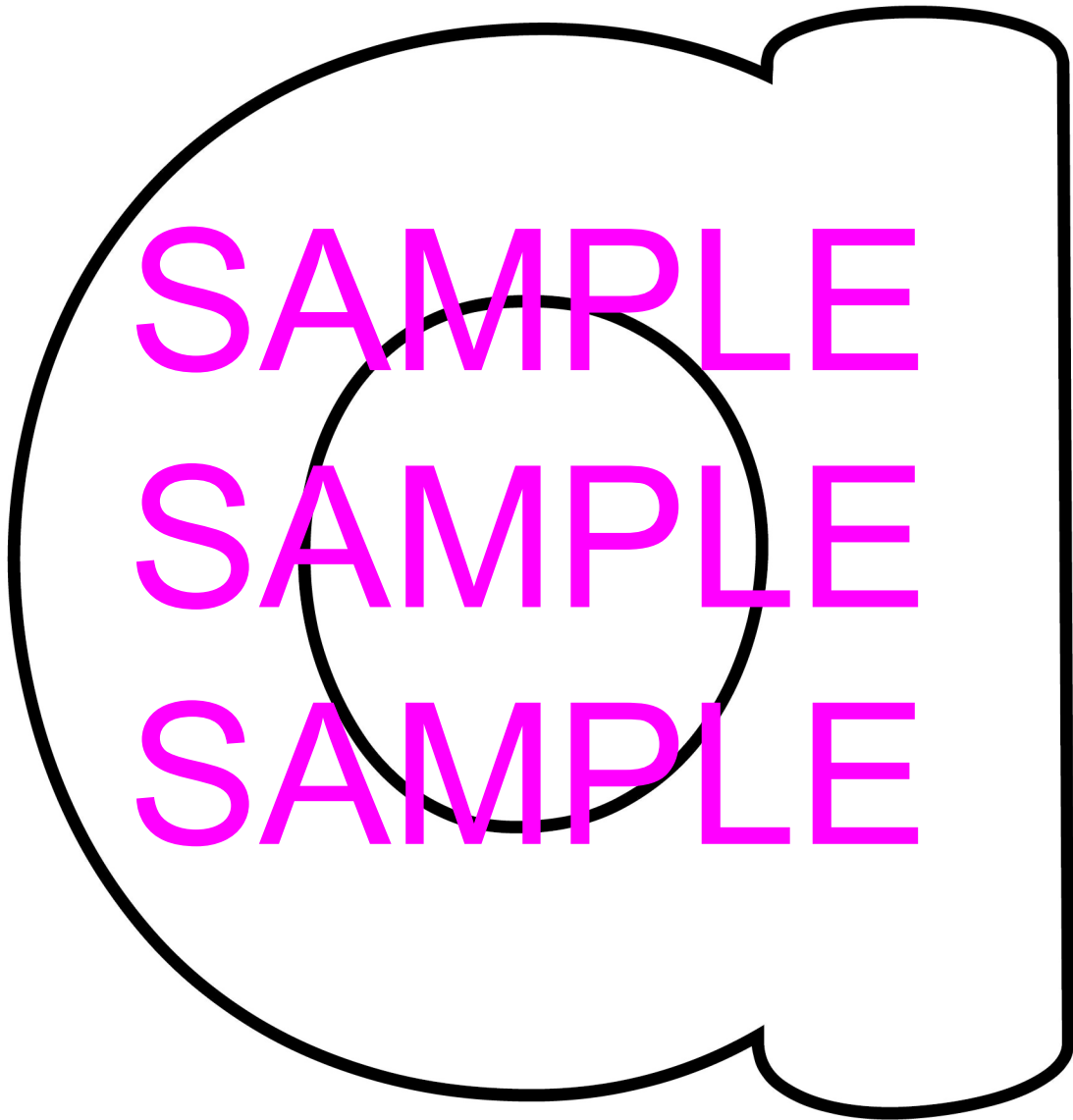
Write an inequality:

>

How many spins total?

A	a
A	a
A	a
A	a
A	a
A	a
A	a
A	a
A	a
A	a







I C A N F I N D

the letter:


SAMPLE
SAMPLE
SAMPLE

How Many?

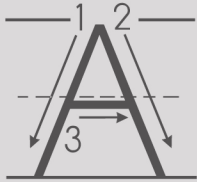
How Many?

TRACE

NAME : _____



Color one for each row of letters you complete

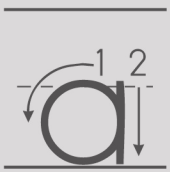


A A A A A A

A A A A A A

A A SAMPLE A A A

SAMPLE



a a a a a a a

a a a a a a a

a a a a a a a

• • • • • • • •

COUNT








SAMPLE

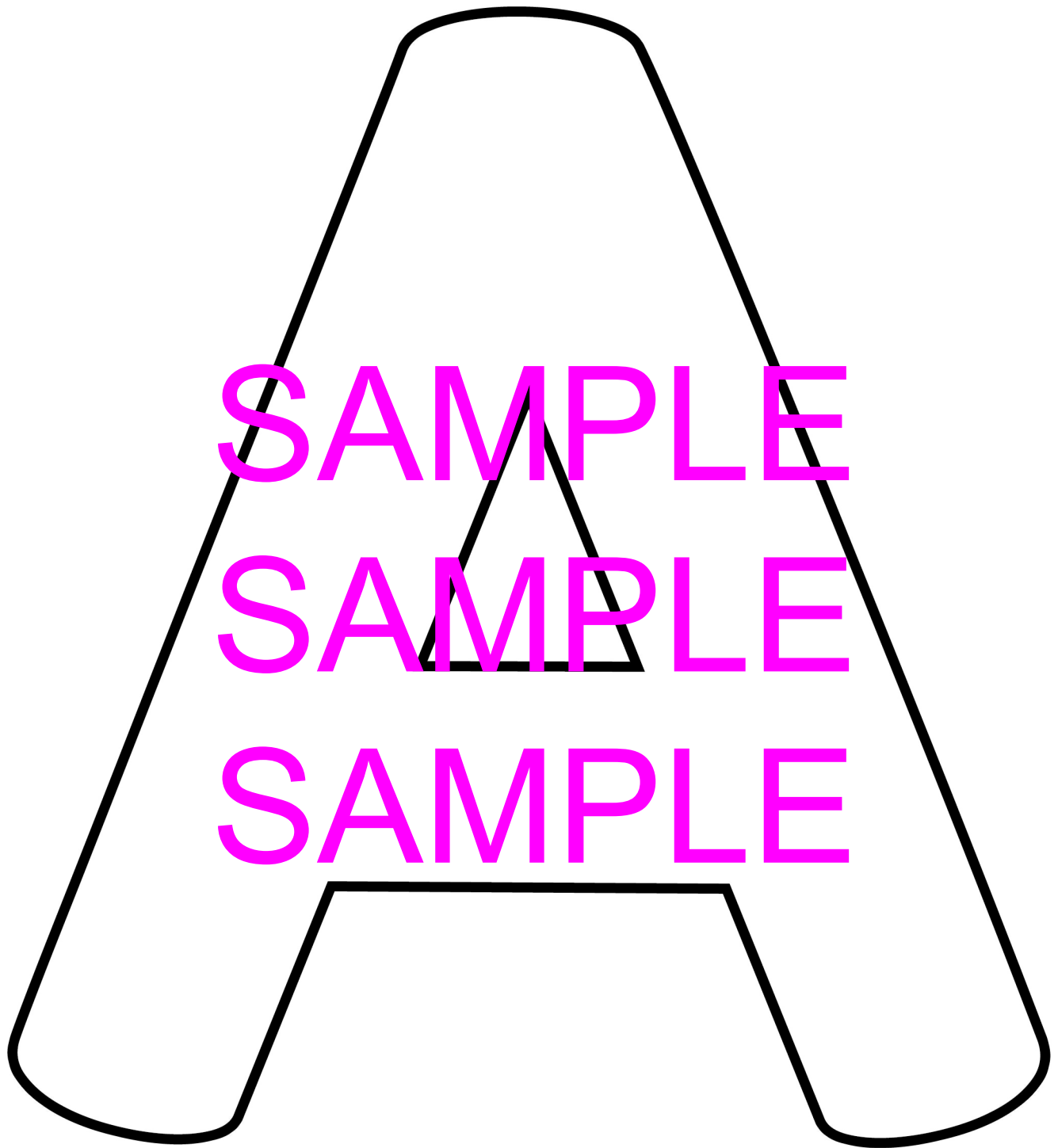
GRAPH

SAMPLE

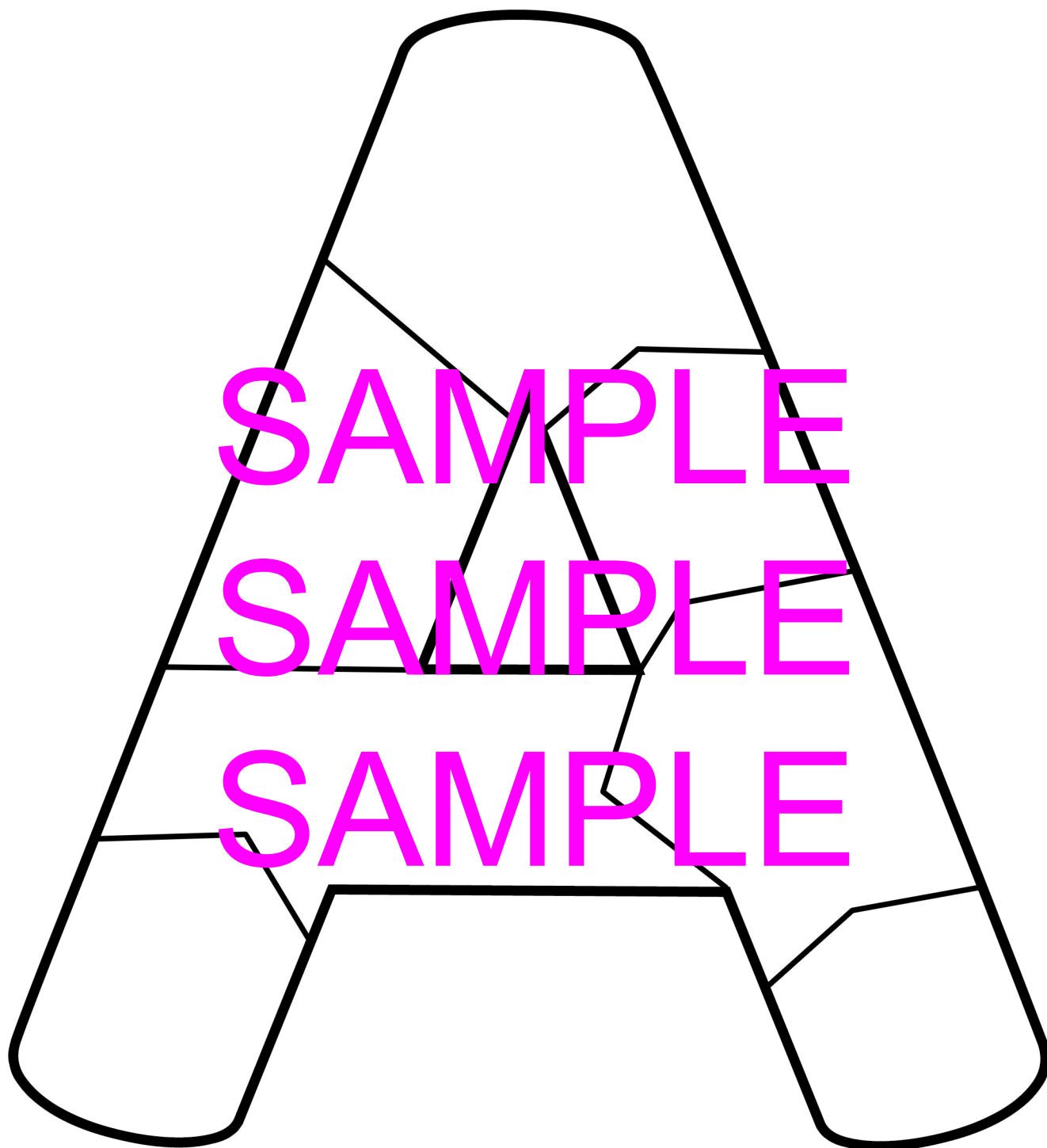
SAMPLE

A	a					









1. Write



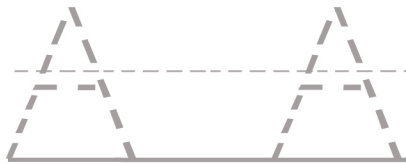
2. Cut Out 

A B C Q U I L T

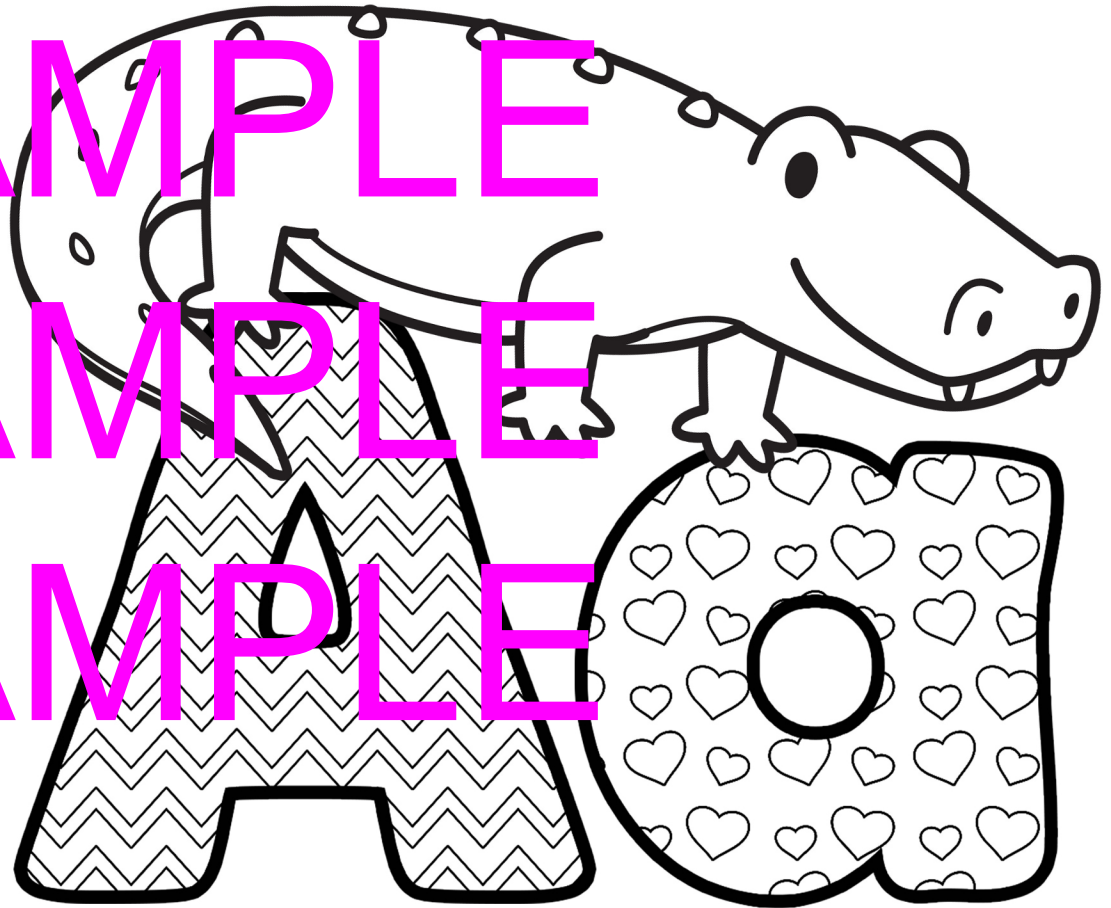
3. Color

4. Cut out 

NAME : _____



SAMPLE
SAMPLE
SAMPLE



NAME : _____

NAME : _____

Aa

Write and read words that begin with letter a.



apple apple



ant ant ant



SAMPLE
axe axe axe




SAMPLE
alligator



SAMPLE
angel angel



pe pe pe




astronaut




apple



axe




alpaca




alligator



angel



ape



astronaut



anchor



ant


SAMPLE
SAMPLE
SAMPLE



LETTER A

4

IN A ROW




SAMPLE

SAMPLE

LETTER A

4

IN A ROW




SAMPLE

LETTER A



4 IN A ROW




SAMPLE

SAMPLE

LETTER A



4 IN A ROW



SAMPLE



SAMPLE
SAMPLE
SAMPLE
Thanks for downloading!

Purchase our entire [Letter of the Week Curriculum Here](#)