
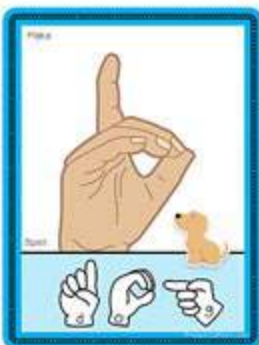


FINE MOTOR TASK CARDS



ASL SIGN LANGUAGE PACK



Fine Motor Task Cards: ASL Sign Language Activity Pack

PreschoolMom.com

Full Copyright [Valerie McClintick](#)

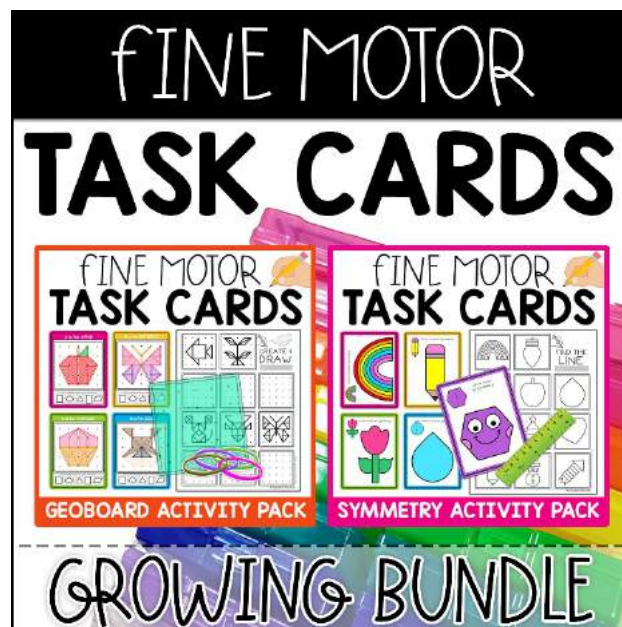
Not to be stored in any file sharing database or group for any reason.

Not to be printed in mass quantity.

Images © [Victoria Saied](#), [Digital Mojo](#), [Kari Bolt Clipart](#), [Zip a Dee Doo Dah Designs](#),

Cover Image and Logo full copyright

Shop our [eStore](#) for more Teaching Resources:





Alphabet Pack: ASL Fine Motor Activities

REQUIRED MATERIALS:

- Laminator or Page Protectors
- Playdough in a variety of colors

What's Included:

This pack includes 52 alphabet task cards (on 14 sheets of paper) and 26 follow-up ASL activity sheets. There is also an ASL Fingerspelling Chart in the appendix.


How to Use:

These task cards are designed to fit perfectly inside standard task card photo containers. (4x6) After laminating the cards, cut them apart and store them inside a task box. There are 52 task cards so they should fill up about half of the box, leaving you room to store a dry erase marker or other elements. There are two sets of task cards included in this set. The first set shows children how to make the letter sign along with a beginning word picture to fingerspell. The second set gives children a beginning letter picture to make out of playdough, along with the fingerspelling of the word. For each letter of the alphabet there is an ASL activity sheet to expand learning. This sheet features three beginning letter signs as well as the fingerspelling for each. For example, Children will learn to sign "apple." Then, they will read "a is for apple." Next, they will fingerspell the word "apple." Finally, students will color a dot for each syllable in the word "apple."

Sign:



Spell:



PreschoolMom.com

Sign:




Spell:

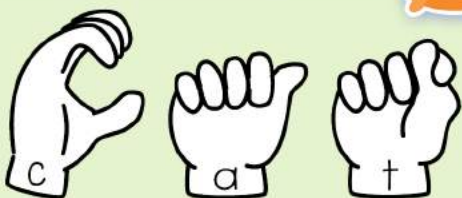


PreschoolMom.com

Sign:




Spell:



PreschoolMom.com

Sign:

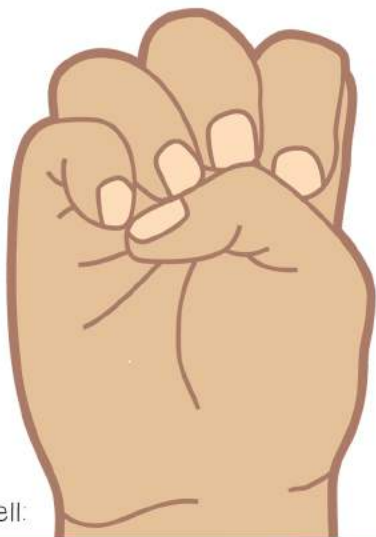


Spell:



PreschoolMom.com

Sign:



Spell:



PreschoolMom.com

Sign:



Spell:



PreschoolMom.com

Sign:

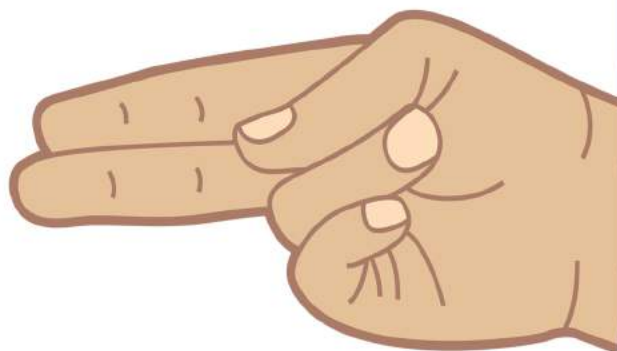


Spell:

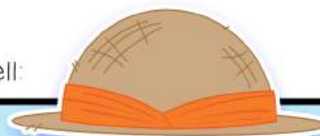


PreschoolMom.com

Sign:



Spell:

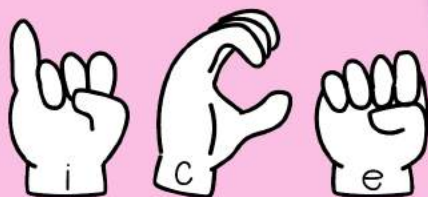


PreschoolMom.com

Sign:

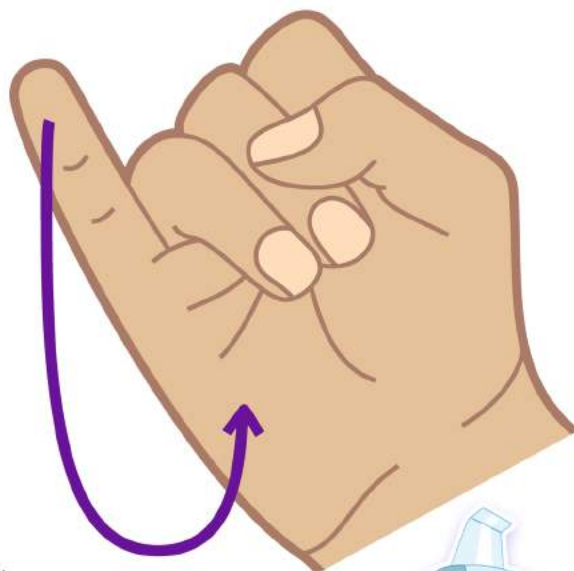


Spell:

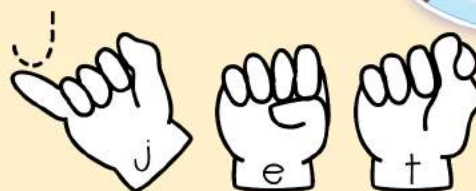


PreschoolMom.com

Sign:



Spell:

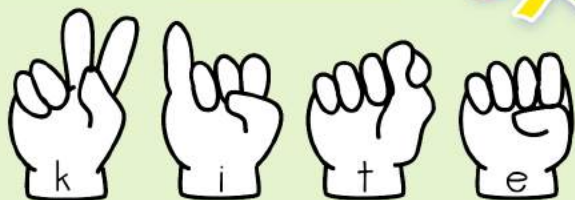


PreschoolMom.com

Sign:



Spell:

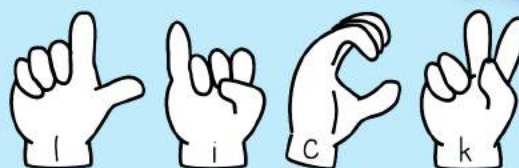


PreschoolMom.com

Sign:



Spell:

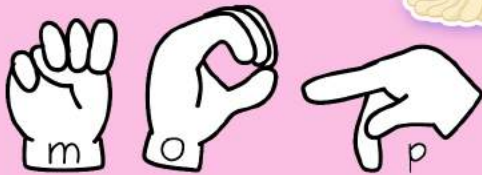


PreschoolMom.com

Sign:




Spell:

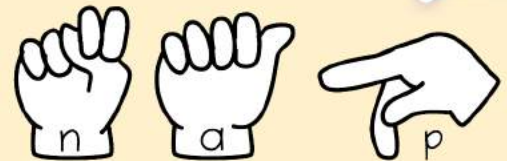


PreschoolMom.com

Sign:

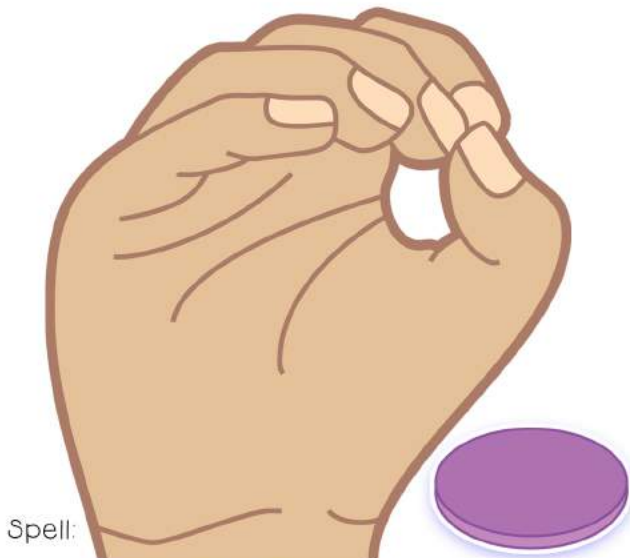


Spell:




PreschoolMom.com

Sign:

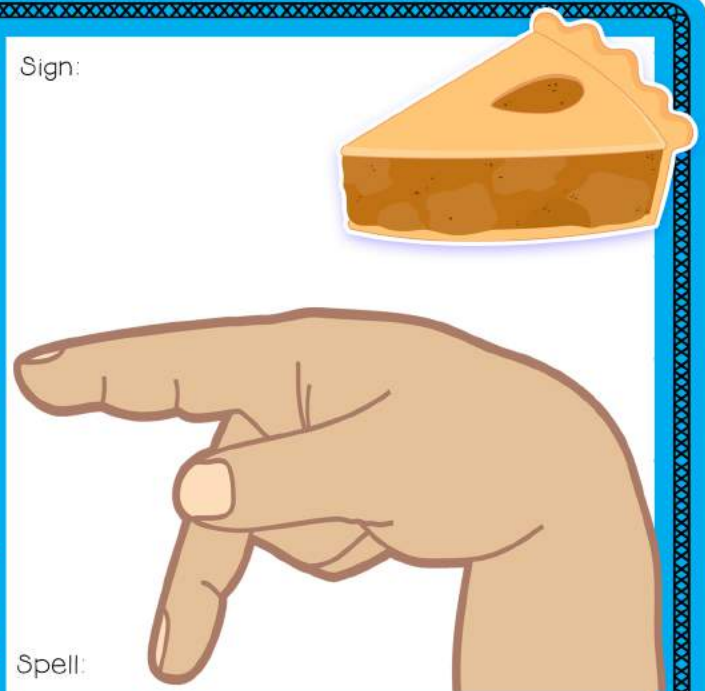


Spell:

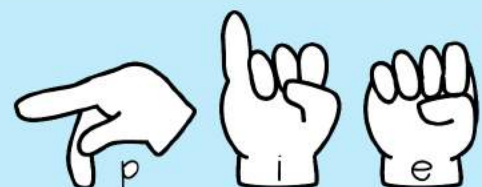


PreschoolMom.com

Sign:



Spell:




PreschoolMom.com

Sign:



Spell:

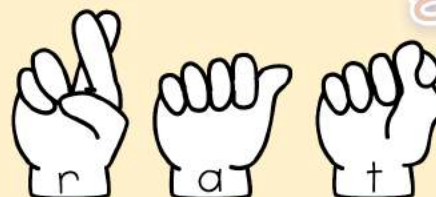


PreschoolMom.com

Sign:




Spell:

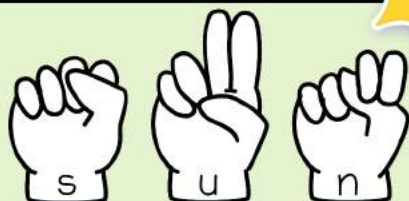


PreschoolMom.com

Sign:



Spell:



PreschoolMom.com

Sign:



Spell:



PreschoolMom.com

Sign:



Spell:

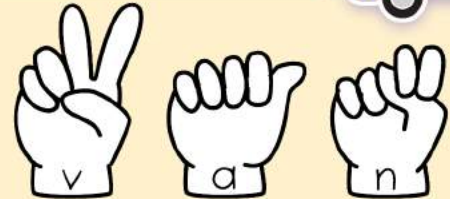


PreschoolMom.com

Sign:



Spell:



PreschoolMom.com

Sign:



Spell:



PreschoolMom.com

Sign:




Spell:

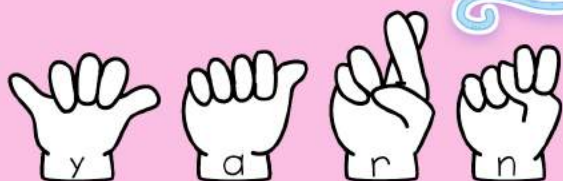


PreschoolMom.com

Sign:

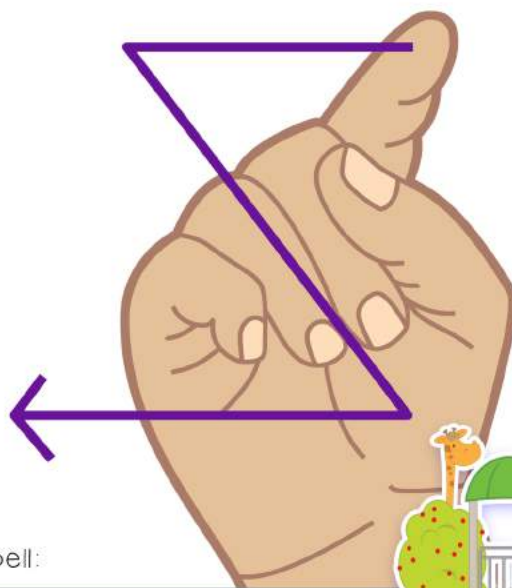


Spell:



PreschoolMom.com

Sign:




Spell:



PreschoolMom.com

Make:




a p p l e



PreschoolMom.com

Make:




b u t t e r f l y



PreschoolMom.com

Make:




c a t



PreschoolMom.com

Make:

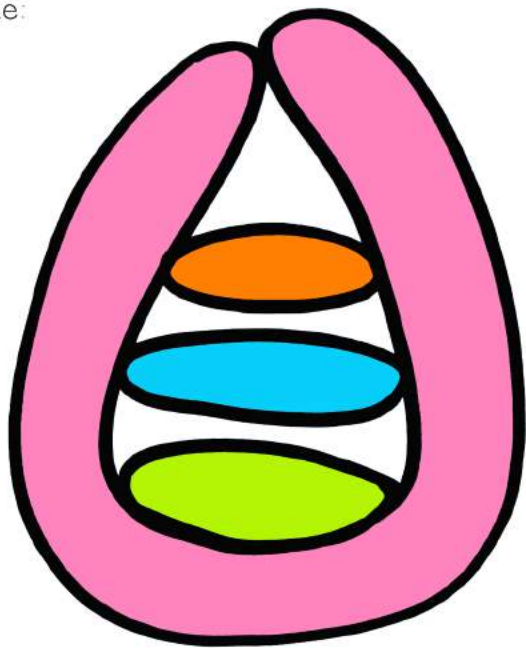


d i n o s a u r



PreschoolMom.com

Make:




e g g



PreschoolMom.com

Make:




f l o w e r



PreschoolMom.com

Make:



g l a s s e s



PreschoolMom.com

Make:




h e a r t



PreschoolMom.com

Make:




i c e c r e a m



PreschoolMom.com

Make:



j a m



PreschoolMom.com

Make:




k i t e



PreschoolMom.com

Make:

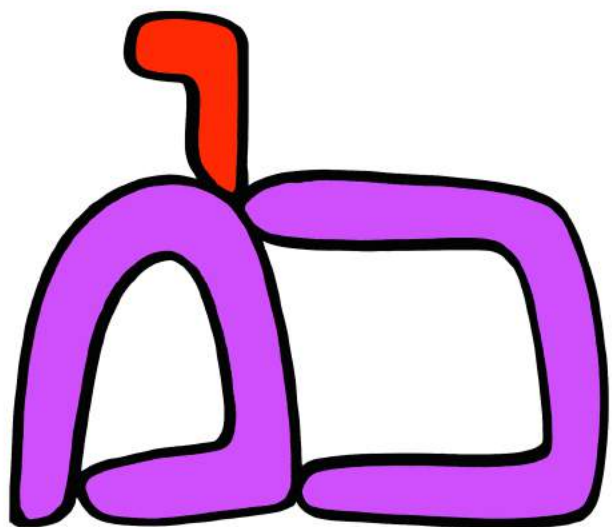


l i g h t b u l b



PreschoolMom.com

Make:




m a i l b o x



PreschoolMom.com

Make:




n a c h o s



PreschoolMom.com

Make:

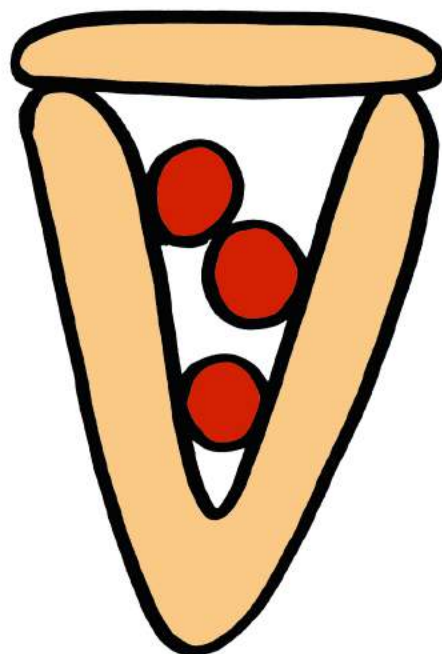


o c t o p u s



PreschoolMom.com

Make:




p i z z a



PreschoolMom.com

Make:



q u a i l



PreschoolMom.com

Make:




r a i n b o w



PreschoolMom.com

Make:




s n a i l



PreschoolMom.com

Make:

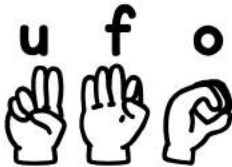



t u r t l e



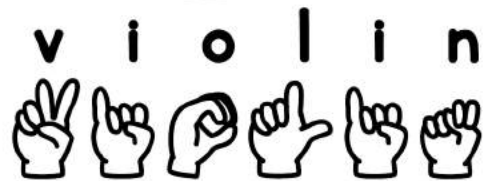
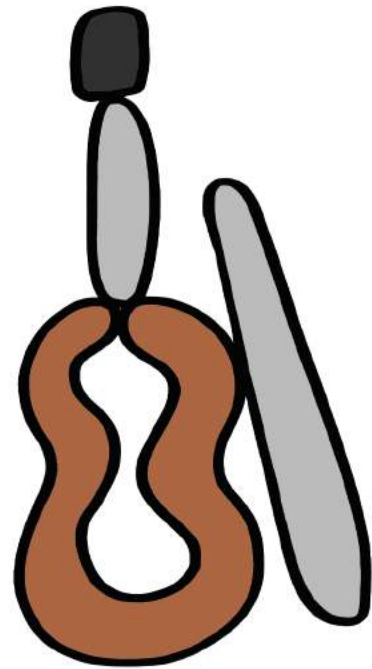
PreschoolMom.com

Make:




PreschoolMom.com

Make:




PreschoolMom.com

Make:



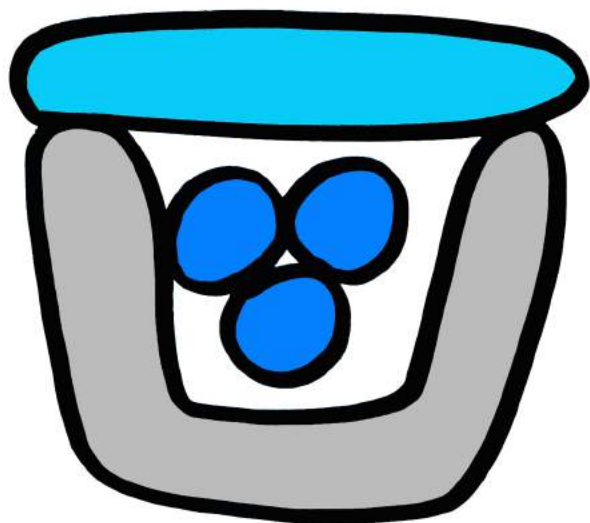
PreschoolMom.com

Make:



PreschoolMom.com

Make:




y o g h u r t



PreschoolMom.com

Make:



z u c c h i n i



PreschoolMom.com

Sign & Spell asl



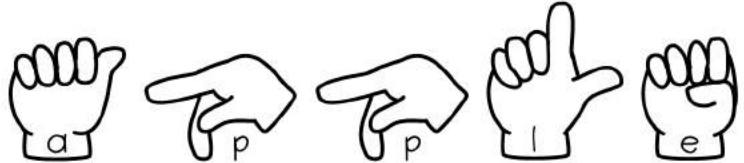
1. Sign 2. Read 3. Spell 4. Say & Count Syllables

Letter Aa



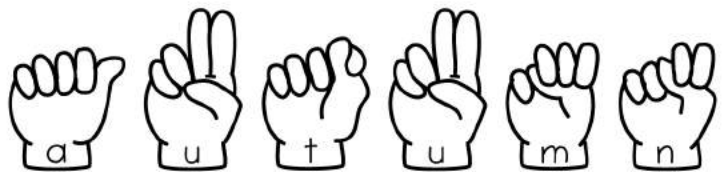
APPLE

A is for apple.



AUTUMN

A is for autumn.



AVACADO

A is for avacado.



Sign & Spell asl



1. Sign 2. Read 3. Spell 4. Say & Count Syllables

Letter Bb



BACON

B is for bacon.



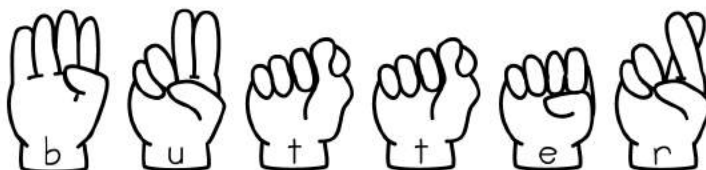
BREAD

B is for bread.

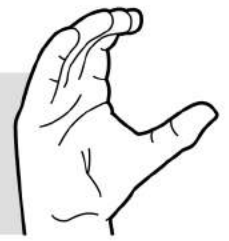


BUTTER

B is for butter.



Sign & Spell asl




1. Sign 2. Read 3. Spell 4. Say & Count Syllables

Letter Cc



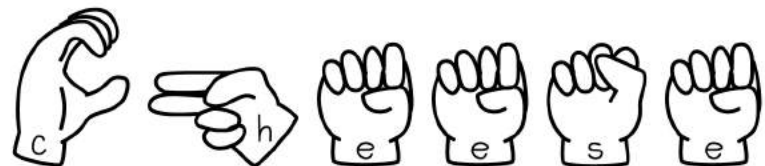
CEREAL

C is for cereal.



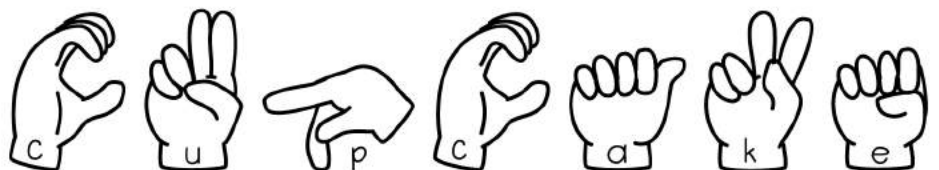
CHEESE

C is for cheese.



CUPCAKE

C is for cupcake.



Sign & Spell asl



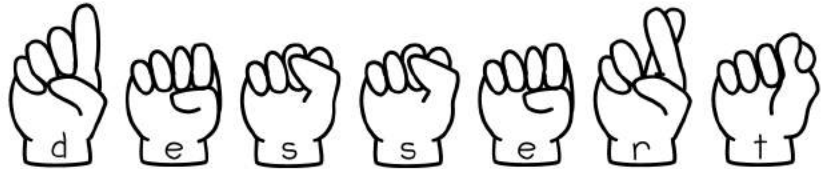
1. Sign 2. Read 3. Spell 4. Say & Count Syllables

Letter Dd



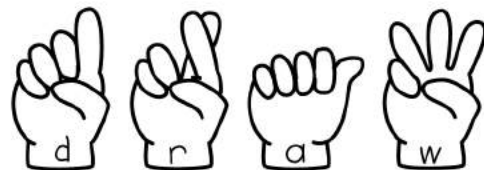
DESSERT

D is for dessert.



DRAW

D is for draw.



DON'T

D is for don't.



Sign & Spell asl



1. Sign 2. Read 3. Spell 4. Say & Count Syllables

Letter Ee



EYES

E is for eyes.



EAT

E is for eat.

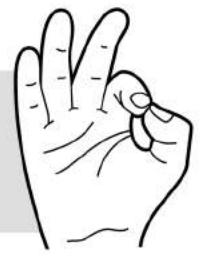


EGG

E is for egg.



Sign & Spell asl



1. Sign 2. Read 3. Spell 4. Say & Count Syllables

Letter Ff



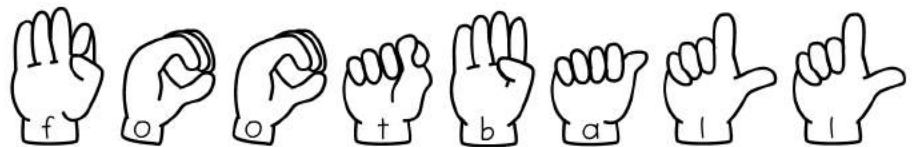
FRIES

F is for fries.



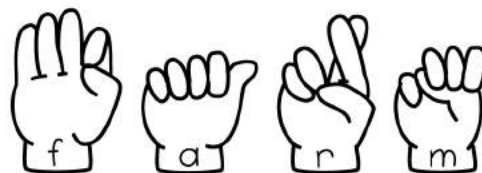
FOOTBALL

F is for football.

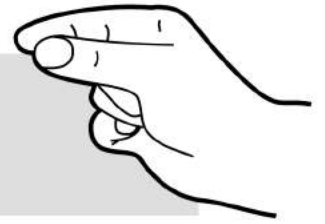


FARM

F is for farm.



Sign & Spell asl



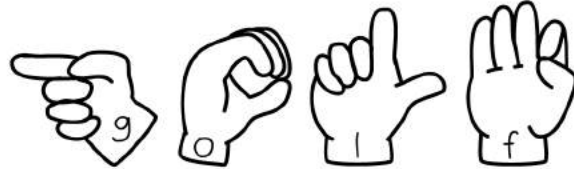
1. Sign 2. Read 3. Spell 4. Say & Count Syllables

Letter Gg



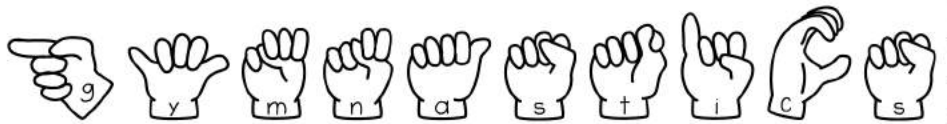
GOLF

G is for golf.



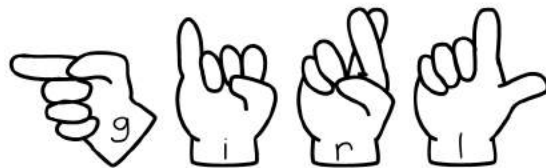
GYMNASTICS

G is for gymnastics.



GIRL

G is for girl.



Sign & Spell as I



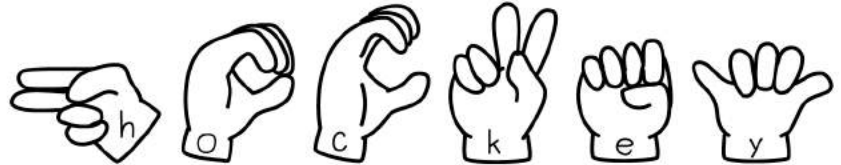
1. Sign 2. Read 3. Spell 4. Say & Count Syllables

Letter Hh



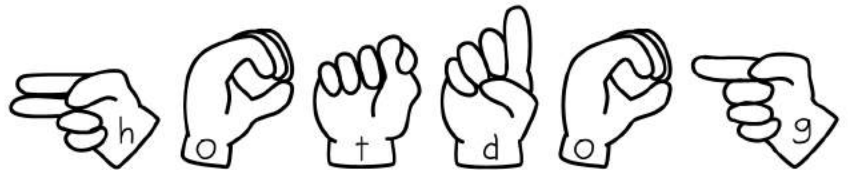
HOCKEY

H is for hockey.



HOTDOG

H is for hotdog.



HONEY

H is for honey.



Sign & Spell asl



1. Sign 2. Read 3. Spell 4. Say & Count Syllables

Letter li



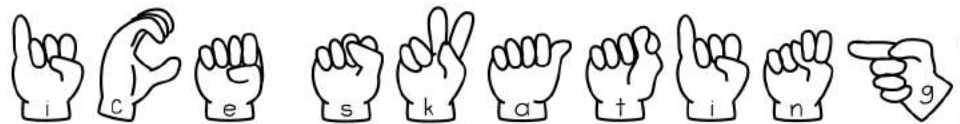
I LOVE YOU

I is for I love you.



ICE SKATING

I is for ice skating.

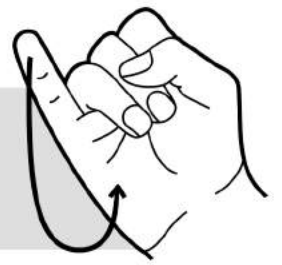


ICE CREAM

I is for ice cream.



Sign & Spell asl



1. Sign 2. Read 3. Spell 4. Say & Count Syllables

Letter Jj




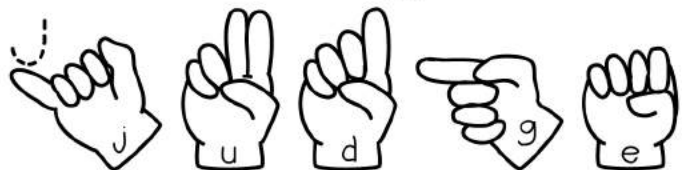
JELLO

J is for jello.



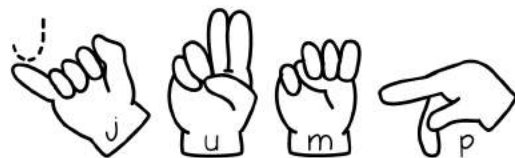
JUDGE

J is for judge.



JUMP

J is for jump.



Sign & Spell asl



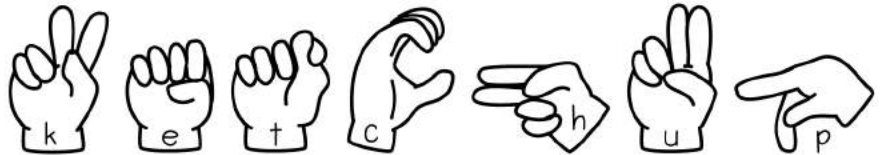
1. Sign 2. Read 3. Spell 4. Say & Count Syllables

Letter Kk



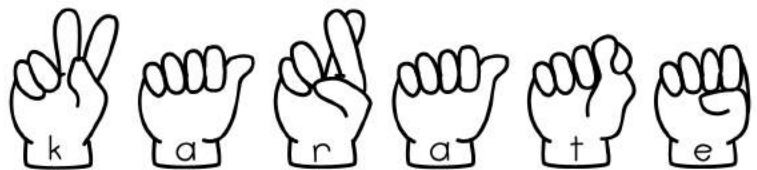
KETCHUP

K is for ketchup.



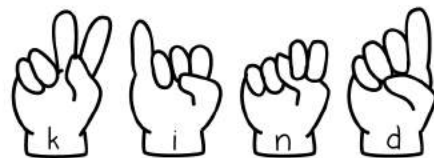
KARATE

K is for karate.



KIND

K is for kind.



Sign & Spell asl



1. Sign 2. Read 3. Spell 4. Say & Count Syllables

Letter L



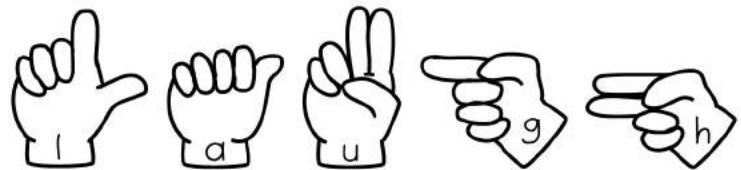
LIBRARY

L is for library.



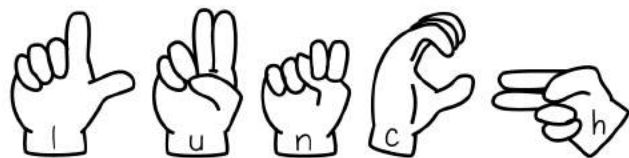
LAUGH

L is for laugh.



LUNCH

L is for lunch.



Sign & Spell asl



1. Sign 2. Read 3. Spell 4. Say & Count Syllables

Letter Mm



MEAT

M is for meat.




MOTHER

M is for mother.



MILK

M is for milk.



Sign & Spell asl



1. Sign 2. Read 3. Spell 4. Say & Count Syllables

Letter Nn



NO

N is for no.




NAME

N is for name.



NURSE

N is for nurse.



Sign & Spell asl



1. Sign 2. Read 3. Spell 4. Say & Count Syllables

Letter Oo





ONE

O is for one.



ORANGE

O is for orange.



OATMEAL

O is for oatmeal.



Sign & Spell as I



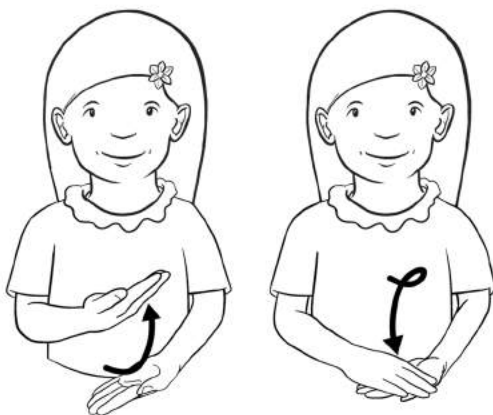
1. Sign 2. Read 3. Spell 4. Say & Count Syllables

Letter Pp




PHOTO

P is for photo.



PANCAKE

P is for pancake.

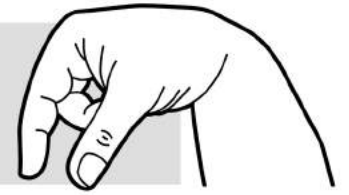


PIZZA

P is for pizza.



Sign & Spell asl




1. Sign 2. Read 3. Spell 4. Say & Count Syllables

Letter Qq



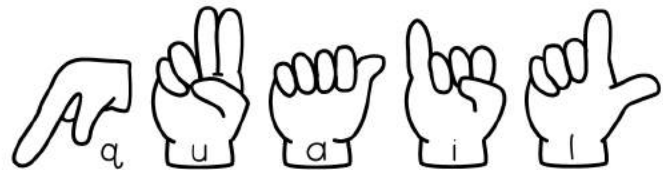
QUILT

Q is for quilt.



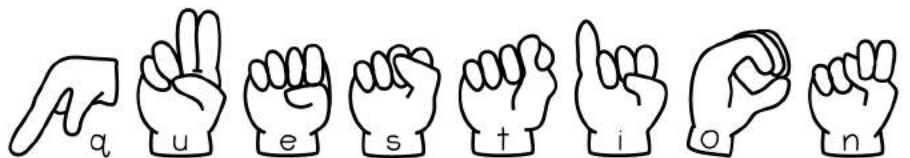
QUAIL

Q is for quail.



QUESTION

Q is for question.



Sign & Spell asl



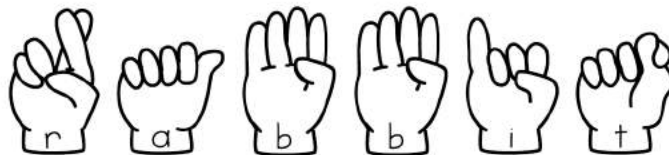
1. Sign 2. Read 3. Spell 4. Say & Count Syllables

Letter Rr



RABBIT

R is for rabbit.




RECESS

R is for recess.



RAIN

R is for rain.



Sign & Spell asl




1. Sign 2. Read 3. Spell 4. Say & Count Syllables

Letter Ss



SUSHI

S is for sushi.




SALAD

S is for salad.



SYRUP

S is for syrup.



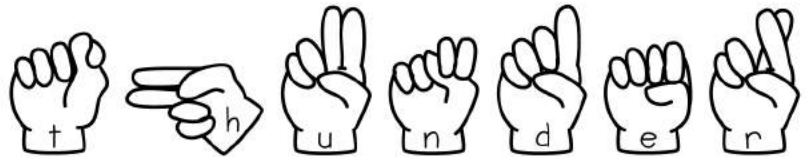
Sign & Spell asl



1. Sign 2. Read 3. Spell 4. Say & Count Syllables

Letter Tt

T is for thunder.



THUNDER

T is for toast.



TOAST

T is for taco.



TACO

Sign & Spell asl




1. Sign 2. Read 3. Spell 4. Say & Count Syllables

Letter Uu




UNDERSTAND

U is for under.




UNDER

U is for under.



UP

U is for up.



Sign & Spell asl




1. Sign 2. Read 3. Spell 4. Say & Count Syllables

Letter Vv



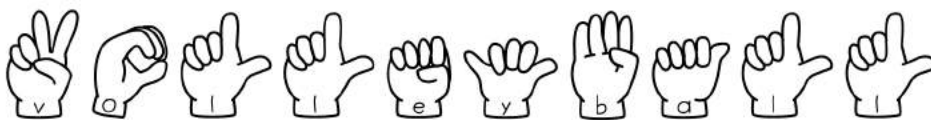
VAN

V is for van.



VOLLEYBALL

V is for volleyball.



VEGETABLE

V is for vegetable.



Sign & Spell asl




1. Sign 2. Read 3. Spell 4. Say & Count Syllables

Letter Ww



WARM

W is for warm.




WRITE

W is for write.



WORK

W is for work.



sign & spell asl



1. Sign 2. Read 3. Spell 4. Say & Count Syllables

Letter Xx




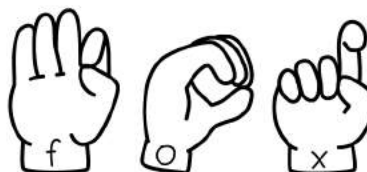
FOX

X is for xylophone.



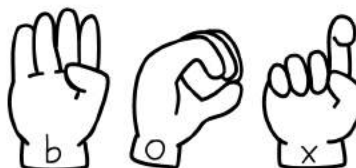
XYLOPHONE

Fox ends with X.

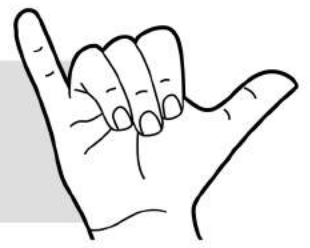


BOX

Box ends with X.



Sign & Spell asl



1. Sign 2. Read 3. Spell 4. Say & Count Syllables

Letter Yy



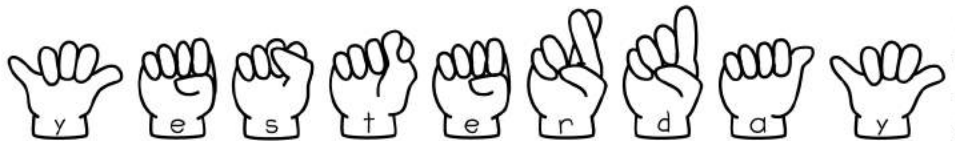
YOUR

Y is for your.



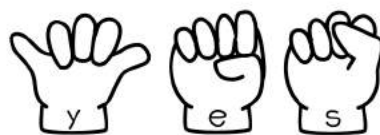
YESTERDAY

Y is for yesterday.

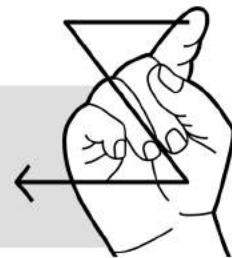


YES

Y is for yes.




sign & spell asl




1. Sign 2. Read 3. Spell 4. Say & Count Syllables

Letter Zz



ZEBRA

Z is for zebra.



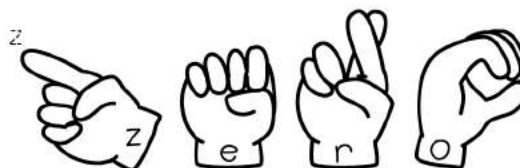
ZIPPER

Z is for zipper.



ZERO

Z is for zero.



ASL ALPHABET



a



b



c



d




e



f



g



h



i



j



k



l



m



n



o



p



q



r



s



t



u



v




w



x



y



z