





FINE MOTOR TASK CARDS



PLAYDOUGH ACTIVITY PACK



Fine Motor Task Cards: Playdough Activity Pack

PreschoolMom.com

Full Copyright [Valerie McClintick](#)

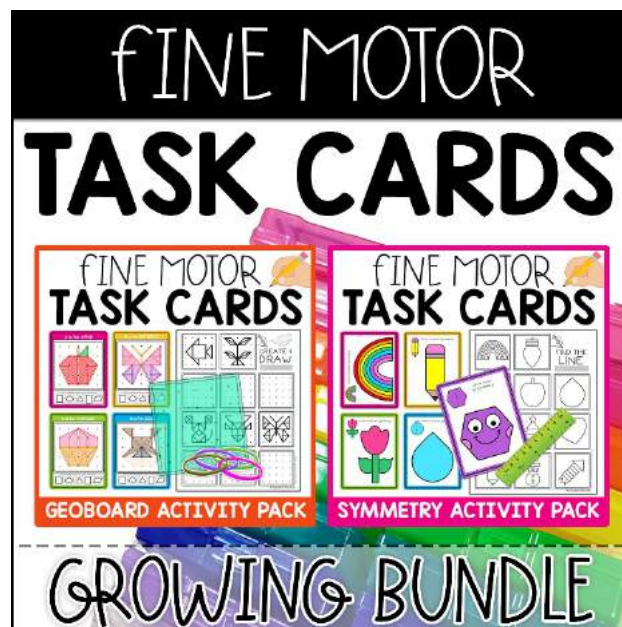
Not to be stored in any file sharing database or group for any reason.

Not to be printed in mass quantity.

Images © [Victoria Saied](#), [Digital Mojo](#), [Kari Bolt Clipart](#), [Zip a Dee Doo Dah Designs](#),

Cover Image and Logo full copyright

Shop our [eStore](#) for more Teaching Resources:





Alphabet Pack: Playdough Activity Pack

REQUIRED MATERIALS:

- Laminator or Page Protectors
- Mini-Clothespins or Paperclips
- Playdough in a variety of colors


What's Included:

This pack includes 52 alphabet task cards (on 14 sheets of paper) and 21 follow-up play dough mats. There is also an ASL Fingerspelling Chart in the appendix.

How to Use:

These task cards are designed to fit perfectly inside standard task card photo containers. (4x6) After laminating the cards, cut them apart and store them inside a task box. There are 52 task cards so they should fill up about half of the box, leaving you room to store mini-clothespins or paperclips. Each task card gives students an example of how to make the letter with dough as well as a beginning letter picture. Students are asked to “clip” the picture with the same beginning letter. Follow up play dough mats include a variety of shapes and pictures for students to build from dough. Slide the pages into a page protector for reuse. ASL fingerspelling of each picture word is provided for students to practice their ASL skills. Older children can be encouraged to “decode” the ASL fingerspelling to write the word on a sheet of paper.

Make:




Clip:



PreschoolMom.com

Make:



Clip:



PreschoolMom.com

Make:



Clip:



PreschoolMom.com

Make:



Clip:



PreschoolMom.com

Make:

e

Clip:



PreschoolMom.com

Make:

f

Clip:



PreschoolMom.com

Make:

g

Clip:



PreschoolMom.com

Make:

h

Clip:



PreschoolMom.com

Make:



Clip:



PreschoolMom.com

Make:




Clip:



PreschoolMom.com

Make:




Clip:



PreschoolMom.com

Make:



Clip:



PreschoolMom.com

Make:




Clip:




PreschoolMom.com

Make:




Clip:



PreschoolMom.com

Make:



Clip:



PreschoolMom.com

Make:



Clip:



PreschoolMom.com

Make:




Clip:



PreschoolMom.com

Make:



Clip:



PreschoolMom.com

Make:




Clip:




PreschoolMom.com

Make:




Clip:



PreschoolMom.com

Make:



Clip:



PreschoolMom.com

Make:



Clip:



PreschoolMom.com

Make:



Clip:



PreschoolMom.com

Make:



Clip:



PreschoolMom.com

Make:



Clip:



PreschoolMom.com

Make:




Clip:




PreschoolMom.com

Make:



Clip:



PreschoolMom.com

Make:



Clip:



PreschoolMom.com

Make:




Clip:



PreschoolMom.com

Make:




Clip:




PreschoolMom.com

Make:



Clip:



PreschoolMom.com

Make:



Clip:



PreschoolMom.com

Make:




Clip:




PreschoolMom.com

Make:




Clip:



PreschoolMom.com

Make:

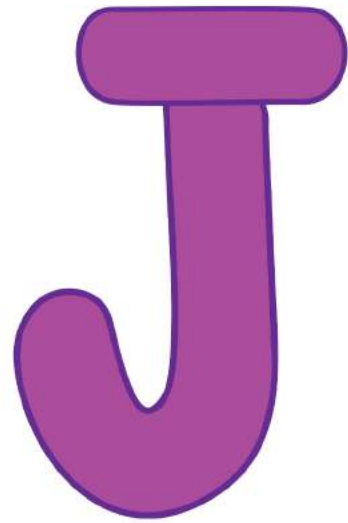


Clip:



PreschoolMom.com

Make:




Clip:



PreschoolMom.com

Make:




Clip:



PreschoolMom.com

Make:



Clip:



PreschoolMom.com

Make:




Clip:



PreschoolMom.com

Make:




Clip:



PreschoolMom.com

Make:



Clip:



PreschoolMom.com

Make:




Clip:




PreschoolMom.com

Make:



Clip:



PreschoolMom.com

Make:



Clip:



PreschoolMom.com

Make:




Clip:



PreschoolMom.com

Make:




Clip:



PreschoolMom.com

Make:



Clip:



PreschoolMom.com

Make:



Clip:



PreschoolMom.com

Make:



Clip:



PreschoolMom.com

Make:




Clip:



PreschoolMom.com

Make:



Clip:



PreschoolMom.com

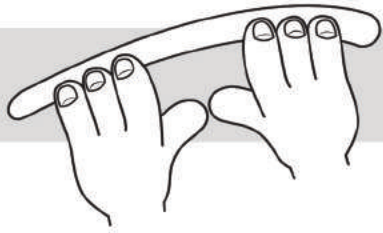
Make:



Clip:




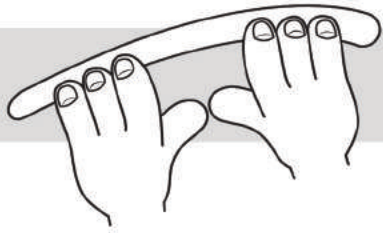
PreschoolMom.com



PLAY DOUGH MAT



Carefully roll out your dough to make these shapes:

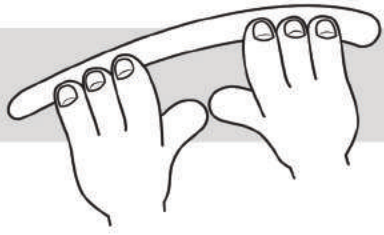




PLAY DOUGH MAT


Carefully roll out your dough to make these shapes:

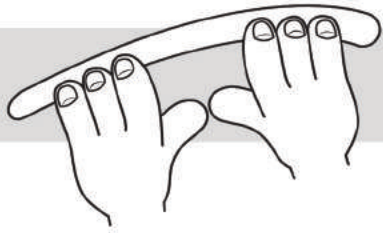




PLAY DOUGH MAT

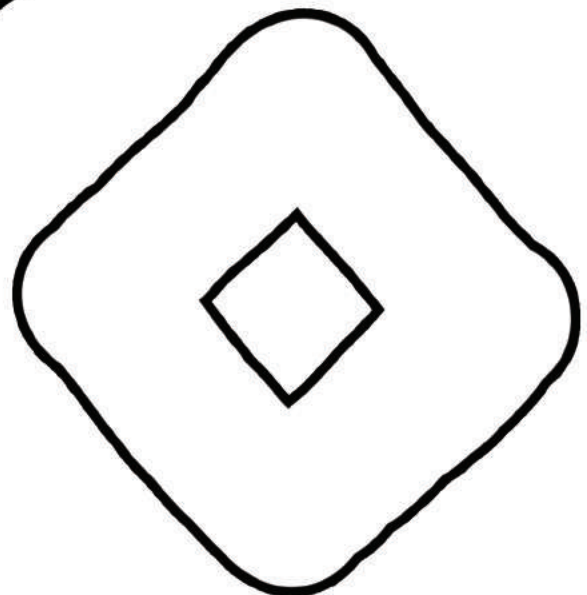
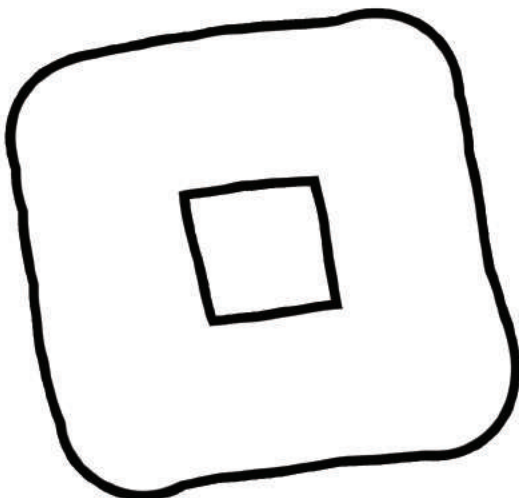
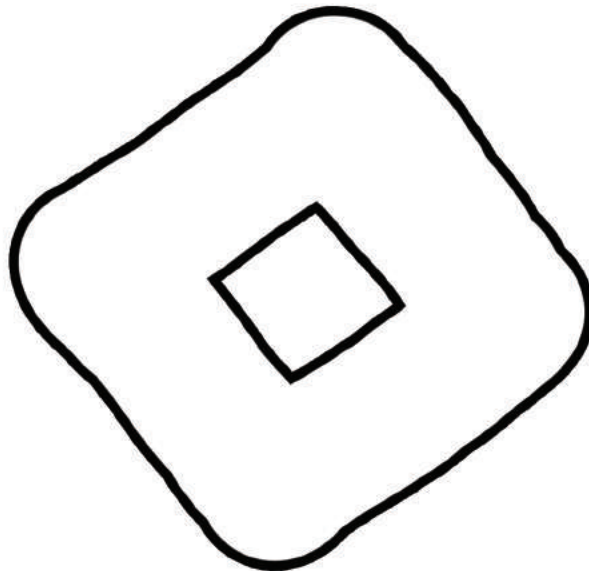
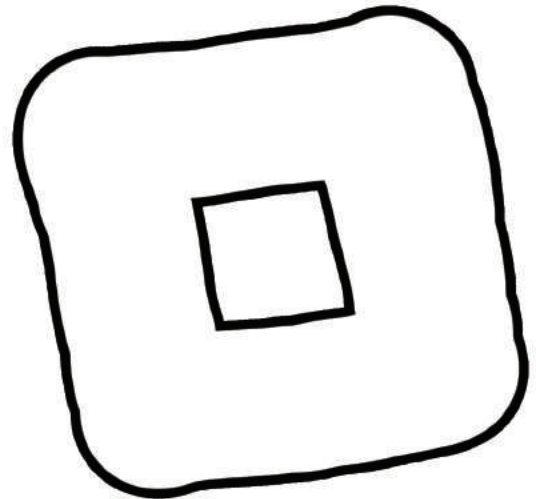

Carefully roll out your dough to make these shapes:

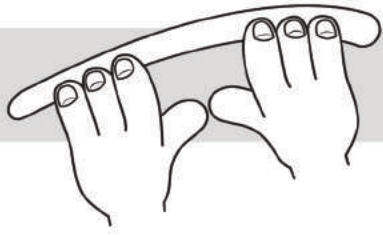




PLAY DOUGH MAT


Carefully roll out your dough to make these shapes:

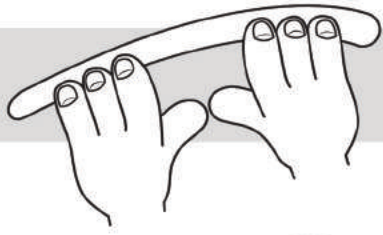




PLAY DOUGH MAT

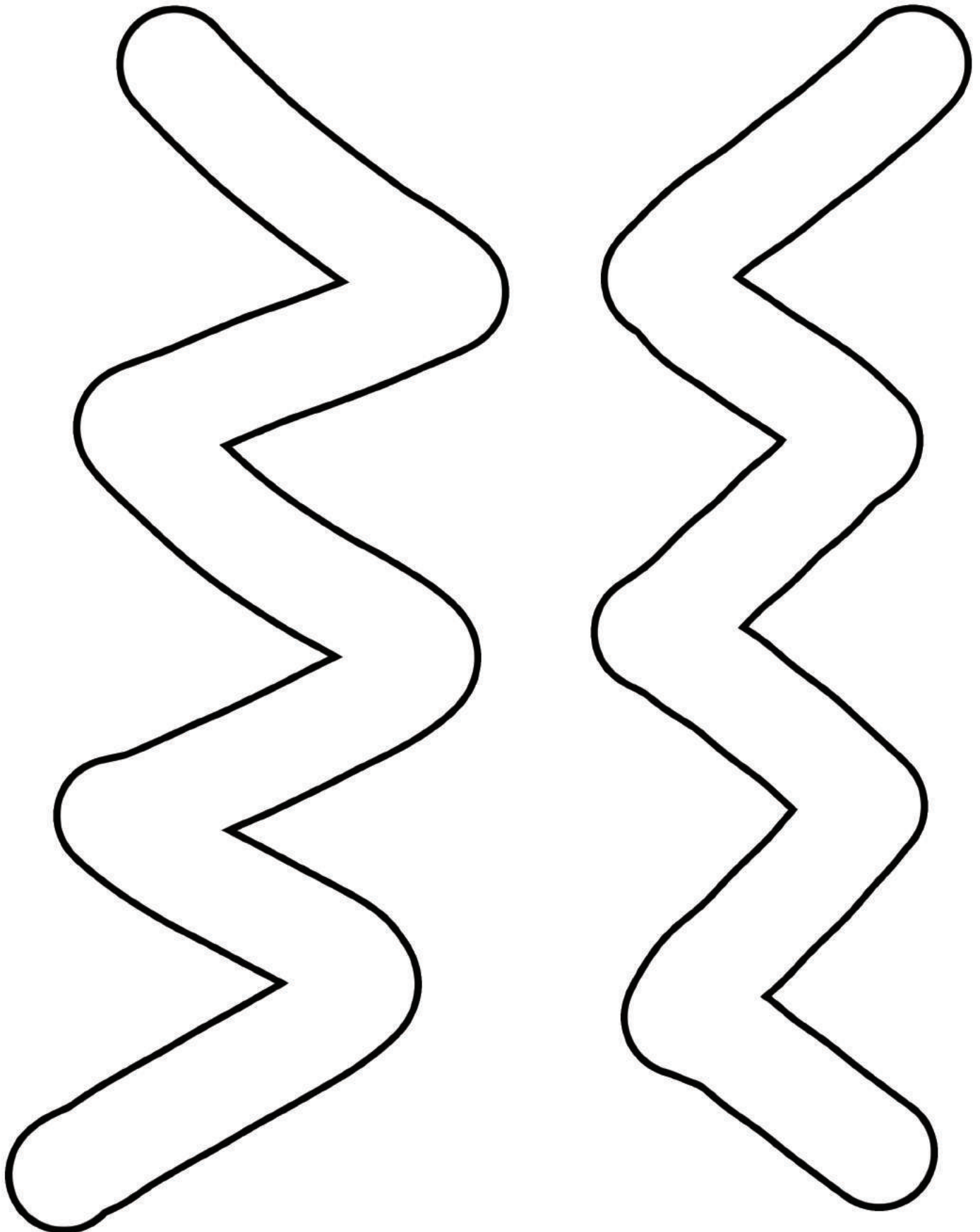
Carefully roll out your dough to make these shapes:





PLAY DOUGH MAT

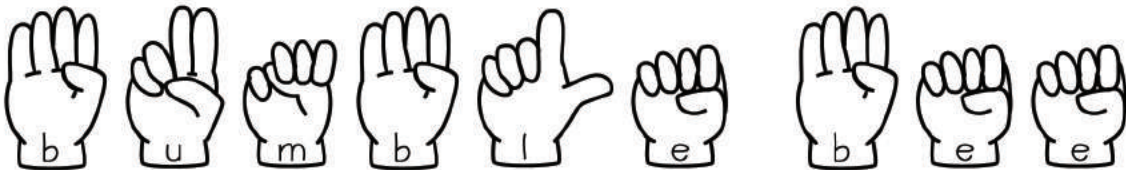

Carefully roll out your dough to make these shapes:






PLAY DOUGH MAT

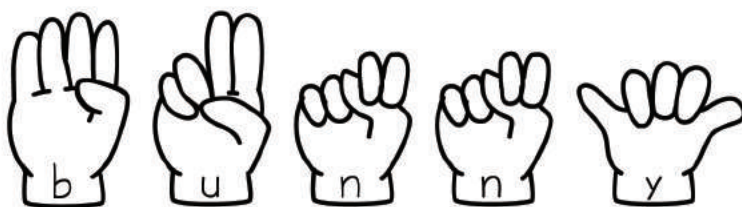

Carefully roll out your dough to make these shapes:





PLAY DOUGH MAT

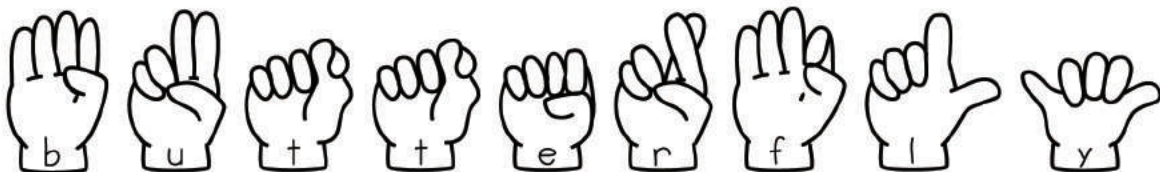

Carefully roll out your dough to make these shapes:





PLAY DOUGH MAT

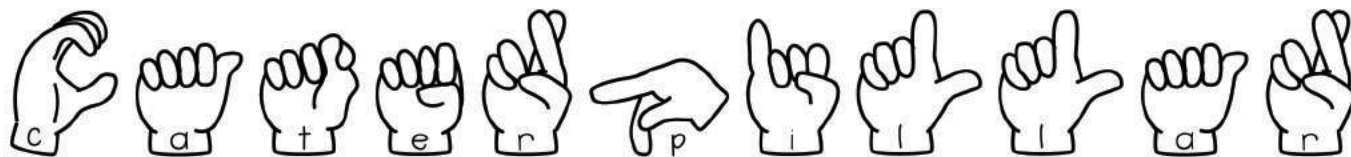

Carefully roll out your dough to make these shapes:





PLAY DOUGH MAT



Carefully roll out your dough to make these shapes:





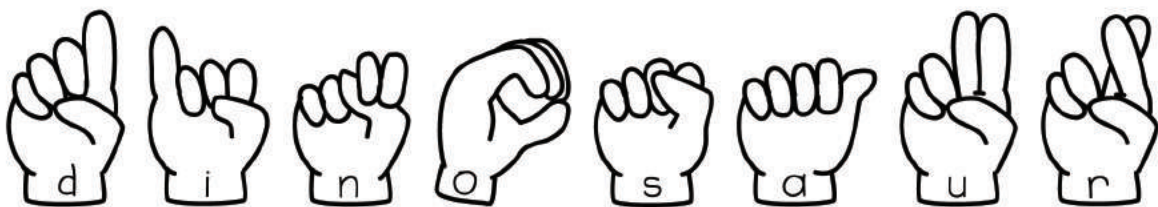


PLAY DOUGH MAT


Carefully roll out your dough to make these shapes:



PLAY DOUGH MAT



Carefully roll out your dough to make these shapes:







PLAY DOUGH MAT

Carefully roll out your dough to make these shapes:



PLAY DOUGH MAT




Carefully roll out your dough to make these shapes:





PLAY DOUGH MAT



Carefully roll out your dough to make these shapes:







PLAY DOUGH MAT


Carefully roll out your dough to make these shapes:



PLAY DOUGH MAT

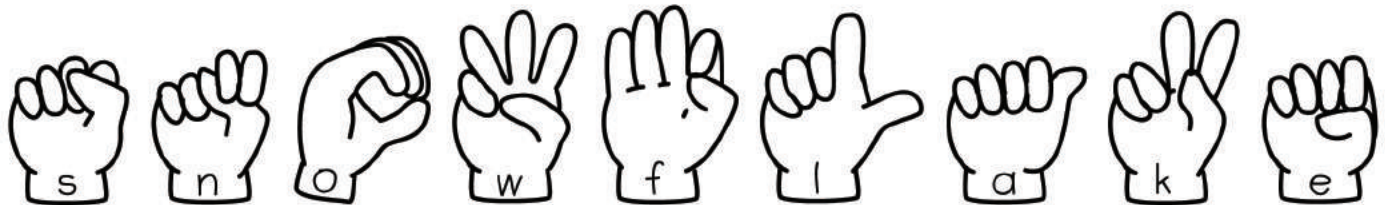

Carefully roll out your dough to make these shapes:







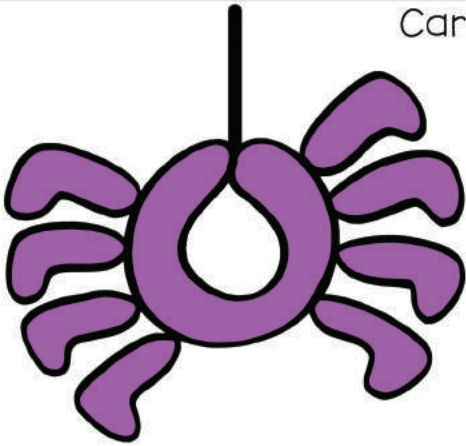
PLAY DOUGH MAT

Carefully roll out your dough to make these shapes:



PLAY DOUGH MAT



Carefully roll out your dough to make these shapes:





PLAY DOUGH MAT




Carefully roll out your dough to make these shapes:





PLAY DOUGH MAT

Carefully roll out your dough to make these shapes:



ASL ALPHABET



a



b



c




d




e



f



g



h



i



j



k



l



m



n



o



p



q



r



s



t



u



v



w



x



y



z